


MATERIAL HANDLING



www.sab-cable.com






Material Handling

Content

Who we are	4
Applications	5
Selection table	6



Cable Track Cable

■ SD 86	continuously flexible PVC data cable with coloured cores	7
■ S 86	continuously flexible PVC control cable with numbered cores	8
■ SD 86 C	continuously flexible PVC data cable with coloured cores and overall copper screen	9
■ S 86 C	continuously flexible PVC control cable with numbered cores and overall copper screen	10
■ SD 86 C TP	continuously flexible paired PVC data cable with overall copper screen	11
■ SD 90	continuously flexible PUR data cable with coloured cores	12
■ S 90	continuously flexible PUR control cable with numbered cores	13
■ SD 90 C	continuously flexible PUR data cable with coloured cores and overall copper screen	14
■ S 90 C	continuously flexible PUR control cable with numbered cores and overall copper screen	15
■ SD 90 C TP	continuously flexible paired PUR data cable with overall copper screen	16
■ SD 200	extremely flexible TPE/PUR data cable with coloured cores for continuous movement	17
■ S 200	extremely flexible TPE/PUR control cable with numbered cores for continuous movement	18
■ SD 200 C	continuously flexible TPE/PUR data cable with coloured cores and overall copper screen	21
■ S 200 C	continuously flexible TPE/PUR control cable with numbered cores and overall copper screen	22
■ SD 200 C TP	continuously flexible TPE/PUR paired data cable with coloured cores and overall copper screen	23
■ S 900	 continuously flexible PVC/PVC single conductor	24
■ S 900 P	 continuously flexible PVC/PUR single conductor	25
■ S 910 P	 continuously flexible TPE/PUR single conductor	26
■ S 910 CP	 continuously flexible TPE/PUR single conductor with overall copper screen	27

Content



Reeling cables

■ DR 717 P Highflex	300/500 V	28
■ DR 718 CP Highflex	300/500 V with overall copper screen	29
■ DR 721 P	0,6/1 kV	30
■ DR 720 P Highflex	0,6/1 kV for higher mechanical stress	31
■ DR 730 P Highflex	0,6/1 kV for higher mechanical stress with UL/cUL recognition	32
■ DR 750 P Offshore	0,6/1 kV for offshore applications	33
■ DR 724 P Spreader	0,6/1 kV PUR reeling cable for spreader application	34

Cables for lifting and crane systems

■ Spreader 722	control cable hoisting cages in crane systems	35
■ Festoon 715 P	PUR cable for flexible application in festoon systems	36
■ Festoon 716 CP	PUR cable with overall copper screen for flexible application in festoon systems	37



Lift Control Cables

■ SABIX® Lift	Lift control cable with sisal center as suspension unit	38
■ SABIX® Lift ST	Lift control cable with steel center as suspension unit	38
■ H05VVH6-F	PVC Flat cable	39
■ H07VVH6-F	PVC Flat cable	39



Material Handling

Who we are

70 years of experience in temperature measurement and control technique as well as in cable production have made a one man business a company with nearly 500 staff members. Our strength is not only the production of standard products but also the development and manufacturing of special products acc. to customers' specifications. Every year we manufacture more than 1500 special products on our customers' request. Every single product is a challenge for our technical team. We at **SAB BRÖCKSKES** see ourselves as manufacturer and service provider - in the sense of real partnership and customer oriented work.

The quality of our products is known in more than 40 countries worldwide. Our customers have tested our products intensively and confirm that they have a longer service life than others. In all product ranges we are certified acc. to ISO 9001:2015. Besides we established an environmental management system for our company acc. to ISO 14001:2015, an occupational health and safety management acc. to NLF/ILO-OSH 2001 and OHSAS 18001:2007 as well as an energy management system acc. to DIN EN ISO 50001:2011. And our future slogan is:

WE GO FORWARD!

FOUNDED:	1947 by Peter Bröckskes sen. an independent, medium-sized company.
CEO:	Peter Bröckskes and Sabine Bröckskes-Wetten
PLANT/LOCATION:	In Viersen (Lower Rhine) 110.000 m ² company site. Own manufacturing from copper conductor to outer sheath. VDE proved burnchamber and laboratory within the company.
EMPLOYEES/WORKERS:	Approx. 420 at the plant in Viersen, 500 worldwide
YEARLY SALES:	Approx. 95 Mio. € worldwide
PRODUCTS:	Special Cables Temperature Measurement Cable Harnessing

CERTIFICATES AND APPROVALS:



Quality management system acc. to ISO 9001:2015 for every manufacturing field

Environmental management system acc. to ISO 14001:2015

Occupational health and safety management acc. to NLF/ILO-OSH 2001 and OHSAS 18001:2007

Energy management system acc. to DIN EN ISO 50001:2011

Material Handling

Applications

festoon cables



spreader power cables



mobile cranes




lifting trucks



theatre and stage technology



lift cables



Selection table

 Cable Types	Typical Applications				
	Cable track cables	Festoon cables	Reeling cables	Spreader cables	Lift control cables
SD 86	✓				
S 86	✓				
SD 86 C	✓				
S 86 C	✓				
SD 86 C TP	✓				
SD 90	✓				
S 90	✓				
SD 90 C	✓				
S 90 C	✓				
SD 90 C TP	✓				
SD 200	✓				
S 200	✓				
SD 200 C	✓				
S 200 C	✓				
SD 200 C TP	✓				
S 900	✓				
S 900 P	✓				
S 910 P	✓				
S 910 CP	✓				
Festoon 715 P		✓			
Festoon 716 CP		✓			
DR 717 P Highflex			✓		
DR 718 CP Highflex			✓		
DR 721 P			✓		
DR 720 P Highflex			✓		
DR 730 P Highflex			✓		
DR 750 P Offshore			✓		
DR 724 P Spreader			✓		
Spreader 722				✓	
SABIX® Lift					✓
SABIX® Lift ST					✓
H05VVH6-F					✓
H07VVH6-F					✓

Cable Track Cable

SD 86

continuously flexible PVC data cable with coloured cores



BRÖCKSKES · D-VIERSEN · SD 86 25 x 0,25 mm² CE



Marking for SD 86 37722502:

SAB BRÖCKSKES · D-VIERSEN · SD 86 25 x 0,25 mm² CE

Construction:

Conductor:	bare copper strands, extra fine wires
Insulation:	PVC, TI2 acc. to EN 50363-3 + VDE 0207-363-3
Colour code:	with reference to DIN 47100
Stranding:	specially adjusted layering with non-woven tape over each layer
Sheath material:	PVC, TM2 acc. to EN 50363-4-1 + VDE 0207-363-4-1, reinforced wall thickness
Sheath colour:	grey (RAL 7032)

Technical Data:

Peak operating voltage:	max. 350 V acc. to VDE 0812
Testing voltage:	core/core 1500 V
Min. bending radius <i>continuously flexible:</i>	7,5 x d
Radiation resistance:	8 x 10 ⁷ cJ/kg
Temperature range <i>fixed laying:</i> <i>flexible application:</i>	-30/+70 °C -5/+70 °C
Fire performance:	flame retardant and self-extinguishing acc. to IEC 60332-1-2 + VDE 0482-332-1-2
Oil resistance:	acc. to our internal standard
Flexibility:	very good
Absence of harmful substances:	acc. to RoHS directive of the European Union

Outstanding features:



- very good flexibility
- small bending radius
- reinforced outer sheath

item no.	no. of cores x cross section n x mm ²	largest single wire ø mm	outer-ø ± 5% mm	copper figure kg/km	cable weight ≈ kg/km
37720201	2 x 0,14	0,11	3,1	2,7	13
37720301	3 x 0,14	0,11	3,3	4,0	15
37720401	4 x 0,14	0,11	3,5	5,4	17
37720501	5 x 0,14	0,11	3,8	6,7	21
37720701	7 x 0,14	0,11	4,4	9,4	29
37721001	10 x 0,14	0,11	5,2	13,4	36
37721201	12 x 0,14	0,11	5,6	16,1	43
37721401	14 x 0,14	0,11	5,8	18,8	48
37721801	18 x 0,14	0,11	6,4	24,2	60
37722501	25 x 0,14	0,11	7,8	33,6	81
37720202	2 x 0,25	0,11	3,4	4,8	16
37720302	3 x 0,25	0,11	3,6	7,2	19
37720402	4 x 0,25	0,11	3,9	9,6	23
37720502	5 x 0,25	0,11	4,2	12,0	29
37720702	7 x 0,25	0,11	5,0	16,8	39

item no.	no. of cores x cross section n x mm ²	largest single wire ø mm	outer-ø ± 5% mm	copper figure kg/km	cable weight ≈ kg/km
37721002	10 x 0,25	0,11	6,0	24,0	52
37721202	12 x 0,25	0,11	6,2	28,8	60
37721402	14 x 0,25	0,11	6,5	33,6	67
37721802	18 x 0,25	0,11	7,2	43,2	85
37722502	25 x 0,25	0,11	8,7	60,0	114
37720203	2 x 0,34	0,11	4,0	6,5	22
37720303	3 x 0,34	0,11	4,2	9,8	27
37720403	4 x 0,34	0,11	4,6	13,1	32
37720503	5 x 0,34	0,11	5,0	16,3	39
37720703	7 x 0,34	0,11	6,1	22,8	58
37721003	10 x 0,34	0,11	7,3	32,6	73
37721203	12 x 0,34	0,11	7,5	39,2	84
37721403	14 x 0,34	0,11	7,9	45,7	95
37721803	18 x 0,34	0,11	8,8	58,8	120
37722503	25 x 0,34	0,11	10,9	81,6	169

Other dimensions and colours are possible on request.



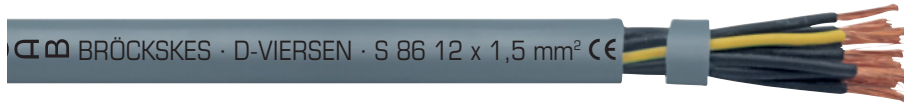
Possible on request:

- in dimensions
0,50 mm² and 0,75 mm²

Cable Track Cable

S 86

continuously flexible PVC control cable with numbered cores



Marking for S 86 37721215:

SAB BRÖCKSKES · D-VIERSEN · S 86 12 x 1,5 mm² CE

Construction:

Conductor:	bare copper strands acc. to IEC 60228, VDE 0295, class 6
Insulation:	PVC, TI2 acc. to EN 50363-3 + VDE 0207-363-3
Colour code:	black cores with consecutive numbers acc. to EN 50334 + VDE 0293-334, green-yellow earth wire from 3 cores
Stranding:	specialy adjusted layering with non-woven tape over each layer
Sheath material:	PVC, TM2 acc. to EN 50363-4-1 + VDE 0207-363-4-1, reinforced wall thickness
Sheath colour:	grey (RAL 7000)

Technical Data:

Nominal voltage:	U ₀ /U 300/500 V
Testing voltage:	core/core 3000 V
Min. bending radius <i>continuously flexible:</i>	7,5 x d
Radiation resistance:	8 x 10 ⁷ cJ/kg
Temperature range <i>fixed laying:</i> <i>flexible application:</i>	-40/+70 °C +5/+70 °C
Fire performance:	flame retardant and self-extinguishing acc. to IEC 60332-1-2 + VDE 0482-332-1-2
Oil resistance:	acc. to our internal standard
Flexibility:	very good
Absence of harmful substances:	acc. to RoHS directive of the European Union



Outstanding features:

- very good flexibility
- small bending radius
- reinforced outer sheath

Also available as hybrid cable for example

3G1,0 + 16 x 0,34 mm²

3G1,0 + 8 x 0,34 mm²

1G0,5 + 4 x 0,34 mm²

Peak operating voltage of data conductors: max. 500 V

item no.	no. of cores x cross section n x mm ²	largest single wire ø mm	outer-ø ± 5% mm	copper figure kg/km	cable weight ≈ kg/km
37720205	2 x 0,50	0,16	5,3	9,6	38
37720305	3 x 0,50	0,16	5,6	14,4	45
37720405	4 x 0,50	0,16	6,2	19,2	56
37720505	5 x 0,50	0,16	6,8	24,0	69
37720705	7 x 0,50	0,16	8,0	33,6	97
37721205	12 x 0,50	0,16	9,9	57,6	141
37721805	18 x 0,50	0,16	11,6	86,4	203
37722505	25 x 0,50	0,16	14,2	120,0	280
37723605	36 x 0,50	0,16	15,9	172,8	383
37724405	44 x 0,50	0,16	18,2	211,2	472
37725205	52 x 0,50	0,16	18,9	249,6	537
37726505	65 x 0,50	0,16	21,5	312,0	677
37720207	2 x 0,75	0,16	5,8	14,4	46
37720307	3 x 0,75	0,16	6,3	21,6	59
37720407	4 x 0,75	0,16	6,8	28,8	71
37720507	5 x 0,75	0,16	7,6	36,0	90
37720707	7 x 0,75	0,16	9,1	50,4	128
37721207	12 x 0,75	0,16	11,1	86,4	186
37721807	18 x 0,75	0,16	13,1	129,6	270
37722507	25 x 0,75	0,16	15,9	180,0	368
37723607	36 x 0,75	0,16	18,1	259,2	516
37725207	52 x 0,75	0,16	21,4	374,4	721
37726507	65 x 0,75	0,16	24,3	468,0	913
37720210	2 x 1,00	0,16	6,2	19,2	56
37720310	3 x 1,00	0,16	6,5	28,8	68
37720410	4 x 1,00	0,16	7,1	38,4	82
37720510	5 x 1,00	0,16	7,9	48,0	104
37720710	7 x 1,00	0,16	9,4	67,2	147
37721210	12 x 1,00	0,16	11,5	115,2	218
37721810	18 x 1,00	0,16	13,8	172,8	324
37722510	25 x 1,00	0,16	16,7	240,0	442
37723610	36 x 1,00	0,16	18,9	345,6	615
37725210	52 x 1,00	0,16	22,5	499,2	867
37726510	65 x 1,00	0,16	25,4	624,0	1095
37720215	2 x 1,50	0,16	6,8	28,8	70
37720315	3 x 1,50	0,16	7,2	43,2	87

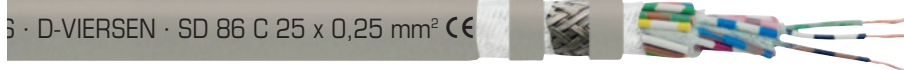

item no.	no. of cores x cross section n x mm ²	largest single wire ø mm	outer-ø ± 5% mm	copper figure kg/km	cable weight ≈ kg/km
37720415	4 x 1,50	0,16	8,0	57,6	111
37720515	5 x 1,50	0,16	8,7	72,0	136
37720715	7 x 1,50	0,16	10,6	100,8	198
37721215	12 x 1,50	0,16	13,0	172,8	294
37721815	18 x 1,50	0,16	15,5	259,2	437
37722515	25 x 1,50	0,16	18,8	360,0	594
37723615	36 x 1,50	0,16	21,3	518,4	835
37725215	52 x 1,50	0,16	25,4	748,8	1182
37726515	65 x 1,50	0,16	28,7	936,0	1491
37720225	2 x 2,50	0,16	8,6	48,0	111
37720325	3 x 2,50	0,16	9,3	72,0	143
37720425	4 x 2,50	0,16	10,1	96,0	176
37720525	5 x 2,50	0,16	11,3	120,0	221
37720725	7 x 2,50	0,16	13,6	168,0	324
37721225	12 x 2,50	0,16	16,9	288,0	486
37721825	18 x 2,50	0,16	20,3	432,0	707
37722525	25 x 2,50	0,16	24,7	600,0	995
37723625	36 x 2,50	0,16	27,9	864,0	1390
37720240	2 x 4,00	0,16	9,9	76,8	156
37720340	3 x 4,00	0,16	10,8	115,2	213
37720440	4 x 4,00	0,16	11,8	153,6	269
37720540	5 x 4,00	0,16	13,1	192,0	321
37720740	7 x 4,00	0,16	16,5	268,8	488
37720260	2 x 6,00	0,21	12,3	115,2	227
37720360	3 x 6,00	0,21	13,0	172,8	305
37720460	4 x 6,00	0,21	14,4	230,4	391
37720560	5 x 6,00	0,21	16,1	288,0	472
37720760	7 x 6,00	0,21	19,5	403,2	690
37720361	3 x 10,0	0,21	15,7	288,0	475
37720461	4 x 10,0	0,21	17,3	384,0	630
37720561	5 x 10,0	0,21	19,5	480,0	773
37720462	4 x 16,0	0,21	20,9	614,4	943
37720562	5 x 16,0	0,21	23,3	768,0	1133
37720463	4 x 25,0	0,21	24,7	960,0	1310
37720464	4 x 35,0	0,21	28,7	1344,0	1807
37720465	4 x 50,0	0,31	34,5	1920,0	2623

Other dimensions and colours are possible on request.

Cable Track Cable

SD 86 C

continuously flexible PVC data cable with coloured cores and overall copper screen



Marking for SD 86 C 37822502:

SAB BRÜCKSKES · D-VIERSEN · SD 86 C 25 x 0,25 mm²

Construction:

Conductor:	bare copper strands, extra fine wires
Insulation:	PVC, TI2 acc. to EN 50363-3 + VDE 0207-363-3
Colour code:	with reference to DIN 47100
Stranding:	specially adjusted layering with non-woven tape over each layer
Wrapping:	non-woven tape
Screen:	tinned copper braiding
Wrapping:	non-woven tape
Sheath material:	PVC, TM2 acc. to EN 50363-3 + VDE 0207-363-3
Sheath colour:	grey (RAL 7032)

Technical Data:

Peak operating voltage:	max. 350 V acc. to VDE 0812
Testing voltage:	core/core 1500 V core/screen 1200 V
Min. bending radius <i>continuously flexible:</i>	7,5 x d
Radiation resistance:	8 x 10 ⁷ cJ/kg
Temperature range <i>fixed laying:</i> <i>flexible application:</i>	-30/+70 °C -5/+70 °C
Fire performance:	flame retardant and self-extinguishing acc. to IEC 60332-1-2 + VDE 0482-332-1-2
Oil resistance:	acc. to our internal standard
Flexibility:	very good
Absence of harmful substances:	acc. to RoHS directive of the European Union

Outstanding features:



- very good flexibility
- good EMC characteristics
- small bending radius
- reinforced outer sheath

item no.	no. of cores x cross section n x mm ²	largest single wire ø mm	outer-ø ± 5% mm	copper figure kg/km	cable weight ≈ kg/km
37820201	2 x 0,14	0,11	3,7	11,6	20
37820301	3 x 0,14	0,11	3,9	15,0	24
37820401	4 x 0,14	0,11	4,1	15,7	26
37820501	5 x 0,14	0,11	4,4	18,8	32
37820701	7 x 0,14	0,11	5,2	23,4	42
37821201	12 x 0,14	0,11	6,3	33,9	59
37821801	18 x 0,14	0,11	7,1	45,5	78
37822501	25 x 0,14	0,11	8,8	59,8	110
37820202	2 x 0,25	0,11	4,0	15,1	24
37820302	3 x 0,25	0,11	4,2	18,3	30
37820402	4 x 0,25	0,11	4,5	21,7	34
37820502	5 x 0,25	0,11	5,0	25,9	42

item no.	no. of cores x cross section n x mm ²	largest single wire ø mm	outer-ø ± 5% mm	copper figure kg/km	cable weight ≈ kg/km
37820702	7 x 0,25	0,11	5,7	32,9	54
37821202	12 x 0,25	0,11	6,9	48,5	76
37821802	18 x 0,25	0,11	8,3	67,0	112
37822502	25 x 0,25	0,11	9,7	89,1	145
37820203	2 x 0,34	0,11	4,8	18,7	33
37820303	3 x 0,34	0,11	5,0	23,7	39
37820403	4 x 0,34	0,11	5,4	27,1	44
37820503	5 x 0,34	0,11	5,8	32,3	54
37820703	7 x 0,34	0,11	6,8	42,4	74
37821203	12 x 0,34	0,11	8,5	63,0	110
37821803	18 x 0,34	0,11	9,8	87,9	151
37822503	25 x 0,34	0,11	11,7	136,0	209

Other dimensions and colours are possible on request.



Possible on request:

- in dimensions
0,50 mm² and 0,75 mm²

Cable Track Cable

S 86 C

continuously flexible PVC control cable with numbered cores and overall copper screen



Marking for S 86 C 37821215:

SAB BRÖCKSKES · D-VIERSEN · S 86 C 12 x 1,5 mm² CE

Construction:

Conductor:	bare copper strands acc. to IEC 60228, VDE 0295, class 6
Insulation:	PVC, TI2 acc. to EN 50363-3 + VDE 0207-363-3
Colour code:	black cores with consecutive numbers acc. to EN 50334 + VDE 0293-334, green-yellow earth wire from 3 cores
Stranding:	specially adjusted layering with non-woven tape over each layer
Inner sheath:	PVC, TM2 acc. to EN 50363-3 + VDE 0207-363-3
Screen:	tinned copper braiding
Wrapping:	non-woven tape
Sheath material:	PVC, TM2 acc. to EN 50363-3 + VDE 0207-363-3
Sheath colour:	grey (RAL 7000)

Technical Data:

Nominal voltage:	U ₀ /U 300/500 V
Testing voltage:	core/core 3000 V core/screen 2000 V
Min. bending radius <i>continuously flexible:</i>	7,5 x d
Radiation resistance:	8 x 10 ⁷ cJ/kg
Temperature range <i>fixed laying:</i> <i>flexible application:</i>	-40/+70 °C +5/+70 °C
Fire performance:	flame retardant and self-extinguishing acc. to IEC 60332-1-2 + VDE 0482-332-1-2
Oil resistance:	acc. to our internal standard
Flexibility:	very good
Absence of harmful substances:	acc. to RoHS directive of the European Union

Outstanding features:



- very good flexibility
- good EMC characteristics
- small bending radius
- reinforced outer sheath

item no.	no. of cores x cross section n x mm ²	largest single wire ø mm	outer-ø ± 5% mm	copper figure kg/km	cable weight ≈ kg/km
37820205	2 x 0,50	0,16	7,8	41,5	85
37820305	3 x 0,50	0,16	8,1	46,8	89
37820405	4 x 0,50	0,16	8,5	56,9	101
37820505	5 x 0,50	0,16	9,3	62,4	121
37820705	7 x 0,50	0,16	10,3	83,6	156
37821205	12 x 0,50	0,16	12,8	112,2	230
37821805	18 x 0,50	0,16	15,0	172,3	329
37822505	25 x 0,50	0,16	17,3	229,8	423
37823005	30 x 0,50	0,16	17,9	254,3	472
37823605	36 x 0,50	0,16	19,5	296,2	560
37820207	2 x 0,75	0,16	8,3	51,9	98
37820307	3 x 0,75	0,16	8,6	59,4	103
37820407	4 x 0,75	0,16	9,3	67,2	123
37820507	5 x 0,75	0,16	9,9	77,3	143
37820707	7 x 0,75	0,16	11,6	101,5	194
37821207	12 x 0,75	0,16	14,0	146,3	283
37821807	18 x 0,75	0,16	16,1	227,3	399
37822507	25 x 0,75	0,16	19,4	292,0	536
37823007	30 x 0,75	0,16	19,9	340,0	601
37823607	36 x 0,75	0,16	21,4	385,3	688
37820210	2 x 1,00	0,16	8,6	56,9	101
37820310	3 x 1,00	0,16	9,0	66,9	117
37820410	4 x 1,00	0,16	9,6	79,2	136
37820510	5 x 1,00	0,16	10,2	97,9	158
37820710	7 x 1,00	0,16	12,1	121,3	249
37821210	12 x 1,00	0,16	14,6	200,9	335
37821810	18 x 1,00	0,16	16,9	271,2	465
37822510	25 x 1,00	0,16	19,7	363,7	608
37822710	27 x 1,00	0,16	20,0	383,3	638
37823010	30 x 1,00	0,16	20,8	413,1	692
37823610	36 x 1,00	0,16	22,3	484,4	815
37820215	2 x 1,50	0,16	9,3	67,2	121
37820315	3 x 1,50	0,16	9,7	84,2	140
37820415	4 x 1,50	0,16	10,5	107,6	170
37820515	5 x 1,50	0,16	11,4	122,8	211

item no.	no. of cores x cross section n x mm ²	largest single wire ø mm	outer-ø ± 5% mm	copper figure kg/km	cable weight ≈ kg/km
37820715	7 x 1,50	0,16	13,3	160,4	287
37821215	12 x 1,50	0,16	16,1	270,5	426
37821815	18 x 1,50	0,16	18,6	370,4	588
37822515	25 x 1,50	0,16	22,3	498,8	794
37822715	27 x 1,50	0,16	22,3	527,6	829
37823015	30 x 1,50	0,16	22,9	571,9	890
37823615	36 x 1,50	0,16	24,8	685,5	1064
37820225	2 x 2,50	0,16	11,3	99,0	183
37820325	3 x 2,50	0,16	12,0	126,2	224
37820425	4 x 2,50	0,16	13,0	155,6	269
37820525	5 x 2,50	0,16	14,4	205,7	345
37820725	7 x 2,50	0,16	16,7	266,6	457
37821225	12 x 2,50	0,16	20,2	413,1	658
37821825	18 x 2,50	0,16	23,6	597,5	939
37822525	25 x 2,50	0,16	28,2	775,6	1241
37823025	30 x 2,50	0,16	29,0	912,9	1410
37823625	36 x 2,50	0,16	31,6	1065,5	1675
37820240	2 x 4,00	0,16	12,9	133,7	248
37820340	3 x 4,00	0,16	13,7	174,9	307
37820440	4 x 4,00	0,16	15,0	239,5	389
37820540	5 x 4,00	0,16	16,4	289,8	452
37820740	7 x 4,00	0,16	19,1	383,8	593
37820260	2 x 6,00	0,21	15,0	201,1	342
37820360	3 x 6,00	0,21	15,7	270,1	424
37820460	4 x 6,00	0,21	17,5	334,4	511
37820560	5 x 6,00	0,21	18,8	403,9	611
37820760	7 x 6,00	0,21	22,2	541,8	808
37820361	3 x 10,0	0,21	19,0	399,7	635
37820461	4 x 10,0	0,21	20,8	516,1	794
37820561	5 x 10,0	0,21	22,8	634,4	923
37820462	4 x 16,0	0,21	24,2	780,1	1133
37820562	5 x 16,0	0,21	27,0	939,5	1342
37820463	4 x 25,0	0,21	28,4	1142,6	1614
37820563	5 x 25,0	0,21	31,6	1398,8	1933
37820464	4 x 35,0	0,21	32,6	1545,9	2119

Other dimensions and colours are possible on request.

Cable Track Cable


SD 86 C TP

continuously flexible paired PVC data cable with overall copper screen

with
coloured cores



EN · SD 86 C TP 3 x 2 x 0,5 mm² CE



Marking for SD 86 C TP 37650305:

SAB BRÖCKSKES · D-VIERSEN · SD 86 C TP 3 x 2 x 0,5 mm² CE

Construction:

Conductor:	bare copper strands, extra fine wires
Insulation:	PVC, TI2 acc. to EN 50363-3 + VDE 0207-363-3
Colour code:	with reference to DIN 47100
Stranding:	cores twisted to pairs, pairs twisted in specially adjusted layering with non-woven tape over each layer
Wrapping:	non-woven tape
Screen:	tinned copper braiding
Sheath material:	PVC, TM2 acc. to EN 50363-3 + VDE 0207-363-3
Sheath colour:	grey (RAL 7032)

Technical Data:

Peak operating voltage:	max. 350 V acc. to VDE 0812
Testing voltage:	core/core 1500 V core/screen 1200 V
Min. bending radius <i>continuously flexible:</i>	7,5 x d
Radiation resistance:	8 x 10 ⁷ cJ/kg
Temperature range <i>fixed laying:</i> <i>flexible application:</i>	-30/+70 °C -5/+70 °C
Fire performance:	flame retardant and self-extinguishing acc. to IEC 60332-1-2 + VDE 0482-332-1-2
Oil resistance:	acc. to our internal standard
Flexibility:	very good
Absence of harmful substances:	acc. to RoHS directive of the European Union

Outstanding features:



- very good flexibility
- good EMC characteristics
- small bending radius
- reinforced outer sheath

item no.	no. of pairs x cross section n x 2 x mm ²	largest single wire ø mm	outer-ø ± 10% mm	copper figure kg/km	cable weight ≈ kg/km
37640214	2 x 2 x 0,14	0,11	4,9	19,3	31
37640314	3 x 2 x 0,14	0,11	5,4	24,0	40
37640414	4 x 2 x 0,14	0,11	6,2	28,4	49
37640514	5 x 2 x 0,14	0,11	6,7	33,0	58
37640714	7 x 2 x 0,14	0,11	7,2	40,2	79
37641014	10 x 2 x 0,14	0,11	8,7	53,0	95
37641214	12 x 2 x 0,14	0,11	9,5	61,3	109
37641414	14 x 2 x 0,14	0,11	10,0	66,8	120
37641814	18 x 2 x 0,14	0,11	10,9	96,2	158
37642514	25 x 2 x 0,14	0,11	12,7	126,7	210
37640225	2 x 2 x 0,25	0,11	5,4	25,5	40
37640325	3 x 2 x 0,25	0,11	6,1	30,5	52
37640425	4 x 2 x 0,25	0,11	6,9	38,9	64
37640525	5 x 2 x 0,25	0,11	7,4	45,4	76
37640725	7 x 2 x 0,25	0,11	7,9	57,3	96
37641025	10 x 2 x 0,25	0,11	9,6	77,0	124
37641225	12 x 2 x 0,25	0,11	10,7	105,3	155
37641425	14 x 2 x 0,25	0,11	11,3	121,3	175
37641825	18 x 2 x 0,25	0,11	12,5	141,0	220
37642525	25 x 2 x 0,25	0,11	14,3	206,0	293
37640234	2 x 2 x 0,34	0,11	6,5	30,8	53
37640334	3 x 2 x 0,34	0,11	7,1	39,3	67
37640434	4 x 2 x 0,34	0,11	8,5	49,9	90
37640534	5 x 2 x 0,34	0,11	9,2	58,9	108
37640734	7 x 2 x 0,34	0,11	9,8	74,8	136

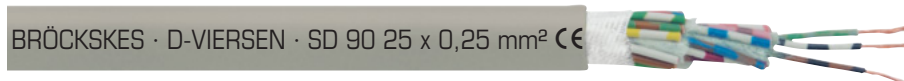
item no.	no. of pairs x cross section n x 2 x mm ²	largest single wire ø mm	outer-ø ± 10% mm	copper figure kg/km	cable weight ≈ kg/km
37641034	10 x 2 x 0,34	0,11	11,6	119,6	179
37641234	12 x 2 x 0,34	0,11	13,2	138,1	218
37641434	14 x 2 x 0,34	0,11	14,1	177,2	260
37641834	18 x 2 x 0,34	0,11	15,1	215,0	319
37642534	25 x 2 x 0,34	0,11	17,5	274,0	413
37640250	2 x 2 x 0,50	0,11	7,1	39,0	66
37640350	3 x 2 x 0,50	0,11	7,8	52,5	84
37640450	4 x 2 x 0,50	0,11	9,3	64,7	112
37640550	5 x 2 x 0,50	0,11	10,1	77,2	129
37640750	7 x 2 x 0,50	0,11	11,0	121,1	186
37641050	10 x 2 x 0,50	0,11	13,3	155,8	236
37641250	12 x 2 x 0,50	0,11	14,8	212,4	301
37641450	14 x 2 x 0,50	0,11	15,9	232,3	340
37641850	18 x 2 x 0,50	0,11	17,1	283,1	408
37642550	25 x 2 x 0,50	0,11	19,4	364,8	525
37640275	2 x 2 x 0,75	0,11	8,0	52,6	86
37640375	3 x 2 x 0,75	0,11	9,2	69,5	118
37640475	4 x 2 x 0,75	0,11	10,7	105,3	158
37640575	5 x 2 x 0,75	0,11	11,7	126,4	195
37640775	7 x 2 x 0,75	0,11	13,0	160,5	256
37641075	10 x 2 x 0,75	0,11	15,3	241,7	328
37641275	12 x 2 x 0,75	0,11	17,3	283,4	403
37641475	14 x 2 x 0,75	0,11	18,2	313,3	442
37641875	18 x 2 x 0,75	0,11	19,5	384,1	545
37642575	25 x 2 x 0,75	0,11	22,2	501,3	694

Other dimensions and colours are possible on request.

Cable Track Cable

SD 90

continuously flexible PUR data cable with coloured cores



Marking for SD 90 07782502:

SAB BRÖCKSKES · D-VIERSEN · SD 90 25 x 0,25 mm² CE

Construction:

Conductor:	bare copper strands, extra fine wires
Insulation:	PVC, TI2 acc. to EN 50363-3 + VDE 0207-363-3
Colour code:	with reference to DIN 47100
Stranding:	specially adjusted layering with non-woven tape over each layer
Wrapping:	non-woven tape
Sheath material:	PUR, TPU acc. to EN 50363-10-2 + VDE 0207-363-10-2 with mat surface
Sheath colour:	grey (RAL 7032)

Technical Data:

Peak operating voltage:	max. 350 V acc. to VDE 0812
Testing voltage:	core/core 1500 V
Min. bending radius <i>continuously flexible:</i>	7,5 x d
Radiation resistance:	5 x 10 ⁷ cJ/kg
Temperature range <i>fixed laying:</i> <i>flexible application:</i>	-30/+70 °C -5/+70 °C
Oil resistance:	very good - TPU acc. to EN 50363-10-2 + VDE 0207-363-10-2
Chem. resistance:	good against acids, alkalines, solvents, hydraulic liquids etc.
Flexibility:	very good
Absence of harmful substances:	acc. to RoHS directive of the European Union

Outstanding features:



- oil resistant
- improved abrasion resistance
- high tear resistance
- good chemical resistance
- increased efficiency

item no.	no. of cores x cross section n x mm ²	largest single wire ø mm	outer-ø ± 5% mm	copper figure kg/km	cable weight ≈ kg/km
07780201	2 x 0,14	0,11	3,3	2,7	12
07780301	3 x 0,14	0,11	3,5	4,0	14
07780401	4 x 0,14	0,11	3,7	5,4	17
07780501	5 x 0,14	0,11	4,0	6,7	20
07780701	7 x 0,14	0,11	4,6	9,4	27
07781201	12 x 0,14	0,11	5,5	16,1	38
07781801	18 x 0,14	0,11	6,3	24,2	54
07782501	25 x 0,14	0,11	7,5	33,6	70
07780202	2 x 0,25	0,11	3,5	4,8	15
07780302	3 x 0,25	0,11	3,8	7,2	19
07780402	4 x 0,25	0,11	4,1	9,6	23
07780502	5 x 0,25	0,11	4,4	12,0	28

item no.	no. of cores x cross section n x mm ²	largest single wire ø mm	outer-ø ± 5% mm	copper figure kg/km	cable weight ≈ kg/km
07780702	7 x 0,25	0,11	5,1	16,8	38
07781202	12 x 0,25	0,11	6,1	28,8	54
07781802	18 x 0,25	0,11	7,1	43,2	78
07782502	25 x 0,25	0,11	8,6	60,0	106
07780203	2 x 0,34	0,11	4,2	6,5	21
07780303	3 x 0,34	0,11	4,4	9,8	25
07780403	4 x 0,34	0,11	4,8	13,1	31
07780503	5 x 0,34	0,11	5,2	16,3	38
07780703	7 x 0,34	0,11	6,1	22,8	52
07781203	12 x 0,34	0,11	7,3	39,2	74
07781803	18 x 0,34	0,11	8,8	58,8	112
07782503	25 x 0,34	0,11	10,4	81,6	147

Other dimensions and colours are possible on request.



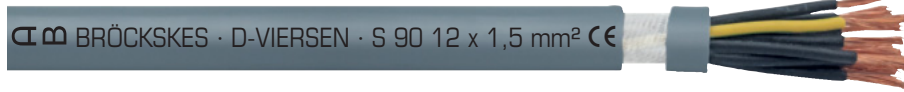
Possible on request:

- in dimensions
0,50 mm² and 0,75 mm²

Cable Track Cable

S 90

continuously flexible PUR control cable with numbered cores



Marking for S 90 07780715:

SAB BRÖCKSKES · D-VIERSEN · S 90 12 x 1,5 mm² CE

Construction:

Conductor:	bare copper strands acc. to IEC 60228, VDE 0295, class 6
Insulation:	PVC, TI2 acc. to EN 50363-3 + VDE 0207-363-3
Colour code:	black cores with consecutive numbers acc. to EN 50334 + VDE 0293-334, green-yellow earth wire from 3 cores
Stranding:	specialy adjusted layering with non-woven tape over each layer
Wrapping:	non-woven tape
Sheath material:	PUR, TMPU acc. to EN 50363-10-2 + VDE 0207-363-10-2 with mat surface
Sheath colour:	grey (RAL 7000)

Technical Data:

Nominal voltage:	U ₀ /U 300/500 V
Testing voltage:	core/core 3000 V
Min. bending radius continuously flexible:	7,5 x d
Radiation resistance:	5 x 10 ⁷ cJ/kg
Temperature range fixed laying: flexible application:	-40/+70 °C +5/+70 °C
Oil resistance:	very good - TMPU acc. to EN 50363-10-2 + VDE 0207-363-10-2
Chem. resistance:	good against acids, alkalines, solvents, hydraulic liquids etc.
Flexibility:	very good
Absence of harmful substances:	acc. to RoHS directive of the European Union

Outstanding features:



- oil resistant
- improved abrasion resistance
- high tear resistance
- good chemical resistance
- increased efficiency

Also available as hybrid cable for example

3G1,0 + 16 x 0,34 mm²

3G1,0 + 8 x 0,34 mm²

1G0,5 + 4 x 0,34 mm²

Peak operating voltage of data conductors: max. 500 V

item no.	no. of cores x cross section n x mm ²	largest single wire ø mm	outer-ø ± 5% mm	copper figure kg/km	cable weight ≈ kg/km
07780205	2 x 0,50	0,16	5,3	9,6	32
07780305	3 x 0,50	0,16	5,6	14,4	40
07780405	4 x 0,50	0,16	6,0	19,2	48
07780505	5 x 0,50	0,16	6,5	24,0	58
07780705	7 x 0,50	0,16	7,6	33,6	81
07781205	12 x 0,50	0,16	9,5	57,6	115
07781805	18 x 0,50	0,16	11,1	86,4	175
07782505	25 x 0,50	0,16	13,2	120,0	230
07783605	36 x 0,50	0,16	14,7	172,8	319
07785005	50 x 0,50	0,16	18,0	240,0	452
07786505	65 x 0,50	0,16	20,2	312,0	583
07780207	2 x 0,75	0,16	5,8	14,4	40
07780307	3 x 0,75	0,16	6,1	21,6	51
07780407	4 x 0,75	0,16	6,6	28,8	61
07780507	5 x 0,75	0,16	7,2	36,0	76
07780707	7 x 0,75	0,16	8,5	50,4	106
07781207	12 x 0,75	0,16	10,6	86,4	160
07781807	18 x 0,75	0,16	12,4	129,6	233
07782507	25 x 0,75	0,16	14,7	180,0	305
07783607	36 x 0,75	0,16	16,9	259,2	441
07785007	50 x 0,75	0,16	20,1	360,0	602
07786507	65 x 0,75	0,16	22,6	468,0	778
07780210	2 x 1,00	0,16	6,0	19,2	46
07780310	3 x 1,00	0,16	6,3	28,8	59
07780410	4 x 1,00	0,16	6,9	38,4	73
07780510	5 x 1,00	0,16	7,5	48,0	90
07780710	7 x 1,00	0,16	8,8	67,2	126
07781210	12 x 1,00	0,16	11,0	115,2	191
07781810	18 x 1,00	0,16	12,8	172,8	275
07782510	25 x 1,00	0,16	15,7	240,0	382
07783610	36 x 1,00	0,16	18,0	345,6	547
07785010	50 x 1,00	0,16	21,0	480,0	732
07786510	65 x 1,00	0,16	23,7	624,0	963
07780215	2 x 1,50	0,16	6,6	28,8	58
07780315	3 x 1,50	0,16	7,0	43,2	78
07780415	4 x 1,50	0,16	7,6	57,6	97
07780515	5 x 1,50	0,16	8,3	72,0	120
07780715	7 x 1,50	0,16	10,2	100,8	175


item no.	no. of cores x cross section n x mm ²	largest single wire ø mm	outer-ø ± 5% mm	copper figure kg/km	cable weight ≈ kg/km
07781215	12 x 1,50	0,16	12,3	172,8	259
07781815	18 x 1,50	0,16	14,4	259,2	380
07782515	25 x 1,50	0,16	18,0	360,0	533
07783615	36 x 1,50	0,16	20,1	518,4	746
07785015	50 x 1,50	0,16	23,9	720,0	1021
07786515	65 x 1,50	0,16	26,8	936,0	1321
07780225	2 x 2,50	0,16	8,4	48,0	93
07780325	3 x 2,50	0,16	8,9	72,0	125
07780425	4 x 2,50	0,16	10,1	96,0	163
07780525	5 x 2,50	0,16	11,1	120,0	201
07780725	7 x 2,50	0,16	13,2	168,0	285
07781225	12 x 2,50	0,16	16,4	288,0	431
07781825	18 x 2,50	0,16	19,7	432,0	650
07782525	25 x 2,50	0,16	23,9	600,0	879
07783625	36 x 2,50	0,16	27,2	864,0	1255
07780240	2 x 4,00	0,16	10,2	76,8	145
07780340	3 x 4,00	0,16	10,8	115,2	190
07780440	4 x 4,00	0,16	11,6	153,6	238
07780540	5 x 4,00	0,16	12,9	192,0	305
07780740	7 x 4,00	0,16	15,2	268,8	426
07781240	12 x 4,00	0,16	18,9	460,8	657
07780260	2 x 6,00	0,21	12,5	115,2	218
07780360	3 x 6,00	0,21	13,2	172,8	286
07780460	4 x 6,00	0,21	14,4	230,4	364
07780560	5 x 6,00	0,21	15,9	288,0	461
07780760	7 x 6,00	0,21	18,7	403,2	642
07780361	3 x 10,0	0,21	15,9	288,0	416
07780461	4 x 10,0	0,21	17,3	384,0	570
07780561	5 x 10,0	0,21	19,1	480,0	724
07780362	3 x 16,0	0,21	18,6	460,8	664
07780462	4 x 16,0	0,21	20,3	614,4	849
07780562	5 x 16,0	0,21	22,4	768,0	1081
07780463	4 x 25,0	0,21	24,1	960,0	1247
07780563	5 x 25,0	0,21	26,7	1200,0	1601
07780464	4 x 35,0	0,21	27,5	1344,0	1665
07780564	5 x 35,0	0,21	30,4	1680,0	2140
07780465	4 x 50,0	0,31	32,5	1920,0	2354
07780565	5 x 50,0	0,31	36,5	2400,0	3066

Other dimensions and colours are possible on request.

Cable Track Cable

SD 90 C

continuously flexible PUR data cable with coloured cores and overall copper screen



Marking for SD 90 C 07882502:

SAB BRÜCKSKES · D-VIERSEN · SD 90 C 25 x 0,25 mm² CE

Construction:

Conductor:	bare copper strands, extra fine wires
Insulation:	PVC, TI2 acc. to EN 50363-3 + VDE 0207-363-3
Colour code:	with reference to DIN 47100
Stranding:	specially adjusted layering with non-woven tape over each layer
Wrapping:	non-woven tape
Screen:	tinned copper braiding
Wrapping:	non-woven tape
Sheath material:	PUR, TPU acc. to EN 50363-10-2 + VDE 0207-363-10-2 with mat surface
Sheath colour:	grey (RAL 7032)

Technical Data:

Peak operating voltage:	max. 350 V acc. to VDE 0812
Testing voltage:	core/core 1500 V core/screen 1200 V
Min. bending radius <i>continuously flexible:</i>	7,5 x d
Radiation resistance:	5 x 10 ⁷ cJ/kg
Temperature range <i>fixed laying:</i> <i>flexible application:</i>	-30/+70 °C -5/+70 °C
Oil resistance:	very good - TMPU acc. to EN 50363-10-2 + VDE 0207-363-10-2
Chem. resistance:	good against acids, alkalines, solvents, hydraulic liquids etc.
Flexibility:	very good
Absence of harmful substances:	acc. to RoHS directive of the European Union

Outstanding features:



- very good EMC characteristics
- improved abrasion resistance
- high tear resistance
- good chemical resistance
- increased efficiency

item no.	no. of cores x cross section n x mm ²	largest single wire ø mm	outer-ø ± 5% mm	copper figure kg/km	cable weight ≈ kg/km
07880201	2 x 0,14	0,11	3,9	11,3	20
07880301	3 x 0,14	0,11	4,1	14,4	23
07880401	4 x 0,14	0,11	4,3	15,7	25
07880501	5 x 0,14	0,11	4,6	18,8	31
07880701	7 x 0,14	0,11	5,2	23,4	39
07881201	12 x 0,14	0,11	6,1	33,7	52
07881801	18 x 0,14	0,11	6,9	43,9	70
07882501	25 x 0,14	0,11	8,1	57,4	89
07880202	2 x 0,25	0,11	4,2	15,1	25
07880302	3 x 0,25	0,11	4,4	17,6	28
07880402	4 x 0,25	0,11	4,7	21,7	33
07880502	5 x 0,25	0,11	5,0	25,9	39
07880702	7 x 0,25	0,11	5,7	32,7	51
07881202	12 x 0,25	0,11	6,7	48,4	69
07881802	18 x 0,25	0,11	7,7	66,9	97
07882502	25 x 0,25	0,11	9,2	89,0	128
07880203	2 x 0,34	0,11	4,8	18,7	32
07880303	3 x 0,34	0,11	5,0	23,2	36
07880403	4 x 0,34	0,11	5,4	27,1	42
07880503	5 x 0,34	0,11	5,8	32,3	51

item no.	no. of cores x cross section n x mm ²	largest single wire ø mm	outer-ø ± 5% mm	copper figure kg/km	cable weight ≈ kg/km
07880703	7 x 0,34	0,11	6,7	42,4	68
07881203	12 x 0,34	0,11	7,9	62,9	93
07881803	18 x 0,34	0,11	9,4	87,8	135
07882503	25 x 0,34	0,11	11,6	135,7	195
07880250	2 x 0,50	0,11	5,2	23,2	38
07880350	3 x 0,50	0,11	5,4	30,1	45
07880450	4 x 0,50	0,11	5,9	35,5	53
07880550	5 x 0,50	0,11	6,6	52,8	74
07880750	7 x 0,50	0,11	7,5	66,0	93
07881250	12 x 0,50	0,11	9,1	99,6	133
07881850	18 x 0,50	0,11	11,0	137,5	195
07882550	25 x 0,50	0,11	12,8	179,4	249
07880275	2 x 0,75	0,11	5,8	30,6	49
07880375	3 x 0,75	0,11	6,3	49,8	66
07880475	4 x 0,75	0,11	6,8	58,0	77
07880575	5 x 0,75	0,11	7,4	68,3	92
07880775	7 x 0,75	0,11	8,7	89,8	126
07881275	12 x 0,75	0,11	10,4	137,2	180
07881875	18 x 0,75	0,11	12,5	187,3	256
07882575	25 x 0,75	0,11	15,1	250,5	351

Other dimensions and colours are possible on request.

Cable Track Cable

S 90 C

continuously flexible PUR control cable with numbered cores and overall copper screen



Marking for S 90 C 07881215:

SAB BRÖCKSKES · D-VIERSEN · S 90 C 12 x 1,5 mm² CE

Construction:

Conductor:	bare copper strands acc. to IEC 60228, VDE 0295, class 6
Insulation:	PVC, TI2 acc. to EN 50363-3 + VDE 0207-363-3
Colour code:	black cores with consecutive numbers acc. to EN 50334 + VDE 0293-334, green-yellow earth wire from 3 cores
Stranding:	specially adjusted layering with non-woven tape over each layer
Inner sheath:	PVC, TM2 acc. to EN 50363-3 + VDE 0207-363-3
Screen:	tinned copper braiding
Wrapping:	non-woven tape
Sheath material:	PUR, TMPU acc. to EN 50363-10-2 + VDE 0207-363-10-2 with mat surface
Sheath colour:	grey (RAL 7000)

Technical Data:

Nominal voltage:	U ₀ /U 300/500 V
Testing voltage:	core/core 3000 V core/screen 2000 V
Min. bending radius <i>continuously flexible:</i>	7,5 x d
Radiation resistance:	5 x 10 ⁷ cJ/kg
Temperature range <i>fixed laying:</i> <i>flexible application:</i>	-40/+70 °C +5/+70 °C
Oil resistance:	very good - TMPU acc. to EN 50363-10-2 + VDE 0207-363-10-2
Chem. resistance:	good against acids, alkalines, solvents, hydraulic liquids etc.
Flexibility:	very good
Absence of harmful substances:	acc. to RoHS directive of the European Union

Outstanding features:



- very good EMC characteristics
- improved abrasion resistance
- high tear resistance
- good chemical resistance
- increased efficiency

item no.	no. of cores x cross section n x mm ²	largest single wire ø mm	outer-ø ± 5% mm	copper figure kg/km	cable weight ≈ kg/km
07880205	2 x 0,50	0,16	7,6	41,5	85
07880305	3 x 0,50	0,16	7,9	46,8	91
07880405	4 x 0,50	0,16	8,3	56,9	103
07880505	5 x 0,50	0,16	8,9	62,4	117
07880705	7 x 0,50	0,16	10,3	83,6	157
07881205	12 x 0,50	0,16	12,1	114,0	207
07881805	18 x 0,50	0,16	13,6	154,4	274
07882505	25 x 0,50	0,16	16,3	222,8	273
07883605	36 x 0,50	0,16	18,4	300,3	507
07884405	44 x 0,50	0,16	20,2	344,6	583
07885205	52 x 0,50	0,16	20,9	385,5	650
07886505	65 x 0,50	0,16	23,5	466,4	805
07880207	2 x 0,75	0,16	8,1	51,4	101
07880307	3 x 0,75	0,16	8,4	59,4	108
07880407	4 x 0,75	0,16	8,9	67,2	120
07880507	5 x 0,75	0,16	9,5	77,3	138
07880707	7 x 0,75	0,16	11,2	101,5	188
07881207	12 x 0,75	0,16	13,1	145,0	251
07881807	18 x 0,75	0,16	14,9	200,1	340
07882507	25 x 0,75	0,16	18,4	294,8	486
07883607	36 x 0,75	0,16	20,2	392,6	632
07884407	44 x 0,75	0,16	22,2	457,3	731
07885207	52 x 0,75	0,16	23,4	528,4	845
07886507	65 x 0,75	0,16	26,1	632,6	1032
07880210	2 x 1,00	0,16	8,1	56,9	108
07880310	3 x 1,00	0,16	8,6	66,9	118
07880410	4 x 1,00	0,16	9,2	79,2	135
07880510	5 x 1,00	0,16	10,2	97,9	167
07880710	7 x 1,00	0,16	11,5	118,7	208
07881210	12 x 1,00	0,16	13,5	183,0	291
07881810	18 x 1,00	0,16	15,8	244,3	401
07882510	25 x 1,00	0,16	19,0	356,5	556
07883610	36 x 1,00	0,16	20,9	481,5	731
07884410	44 x 1,00	0,16	23,4	565,8	868
07885210	52 x 1,00	0,16	24,5	657,4	998
07886510	65 x 1,00	0,16	26,4	807,5	1216
07880215	2 x 1,50	0,16	8,9	67,2	129

item no.	no. of cores x cross section n x mm ²	largest single wire ø mm	outer-ø ± 5% mm	copper figure kg/km	cable weight ≈ kg/km
07880315	3 x 1,50	0,16	9,3	84,2	144
07880415	4 x 1,50	0,16	10,3	107,6	177
07880515	5 x 1,50	0,16	11,0	122,8	203
07880715	7 x 1,50	0,16	12,7	158,5	267
07881215	12 x 1,50	0,16	14,8	243,1	368
07881815	18 x 1,50	0,16	17,9	365,7	548
07882515	25 x 1,50	0,16	20,9	495,9	719
07883615	36 x 1,50	0,16	23,4	672,4	976
07884415	44 x 1,50	0,16	26,0	827,6	1167
07885215	52 x 1,50	0,16	27,0	947,6	1323
07886515	65 x 1,50	0,16	30,5	1133,7	1637
07880225	2 x 2,50	0,16	11,1	99,0	199
07880325	3 x 2,50	0,16	11,6	127,4	223
07880425	4 x 2,50	0,16	12,6	153,5	261
07880525	5 x 2,50	0,16	13,6	188,0	309
07880725	7 x 2,50	0,16	16,3	270,8	437
07881225	12 x 2,50	0,16	20,1	419,8	640
07881825	18 x 2,50	0,16	22,6	573,9	852
07882525	25 x 2,50	0,16	27,0	783,5	1141
07883625	36 x 2,50	0,16	30,5	1061,7	1556
07880240	2 x 4,00	0,16	12,7	133,7	242
07880340	3 x 4,00	0,16	13,3	173,3	289
07880440	4 x 4,00	0,16	14,2	221,9	345
07880540	5 x 4,00	0,16	15,4	262,7	428
07880740	7 x 4,00	0,16	18,5	383,8	613
07880260	2 x 6,00	0,21	15,6	184,3	340
07880360	3 x 6,00	0,21	15,7	243,3	408
07880460	4 x 6,00	0,21	17,1	334,4	506
07880560	5 x 6,00	0,21	18,8	403,9	643
07880760	7 x 6,00	0,21	21,6	541,5	850
07880461	4 x 10,0	0,21	20,2	516,1	756
07880561	5 x 10,0	0,21	22,0	618,3	948
07880462	4 x 16,0	0,21	23,2	757,1	1065
07880562	5 x 16,0	0,21	25,6	945,3	1376
07880463	4 x 25,0	0,21	27,2	1142,6	1534
07880464	4 x 35,0	0,21	30,8	1543,1	2006

Other dimensions and colours are possible on request.

Cable Track Cable


SD 90 C TP

continuously flexible paired PUR data cable with overall copper screen

with
coloured cores



EN · SD 90 C TP 3 x 2 x 0,5 mm² CE



Marking for SD 90 C TP 07710350:

SAB BRÜCKSKES · D-VIERSEN · SD 90 C TP 3 x 2 x 0,5 mm² CE

Construction:

Conductor:	bare copper strands, extra fine wires
Insulation:	PVC, TI2 acc. to EN 50363-3 + VDE 0207-363-3
Colour code:	with reference to DIN 47100
Stranding:	cores twisted to pairs, pairs twisted in specially adjusted layering with non-woven tape over each layer
Wrapping:	non-woven tape
Screen:	tinned copper braiding
Wrapping:	non-woven tape
Sheath material:	PUR, TMPU acc. to EN 50363-10-2 + VDE 0207-363-10-2 with mat surface
Sheath colour:	grey (RAL 7032)

Technical Data:

Peak operating voltage:	max. 350 V acc. to VDE 0812
Testing voltage:	core/core 1500 V core/screen 1200 V
Min. bending radius <i>continuously flexible:</i>	7,5 x d
Radiation resistance:	5 x 10 ⁷ cJ/kg
Temperature range <i>fixed laying:</i> <i>flexible application:</i>	-30/+70 °C -5/+70 °C
Oil resistance:	very good - TMPU acc. to EN 50363-10-2 + VDE 0207-363-10-2
Chem. resistance:	good against acids, alkalines, solvents, hydraulic liquids etc.
Flexibility:	very good
Absence of harmful substances:	acc. to RoHS directive of the European Union

Outstanding features:



- very good EMC characteristics
- improved abrasion resistance
- high tear resistance
- good chemical resistance
- increased efficiency

item no.	no. of pairs x cross section n x 2 x mm ²	largest single wire ø mm	outer-ø ± 10% mm	copper figure kg/km	cable weight ≈ kg/km
07710214	2 x 2 x 0,14	0,11	4,9	15,9	31
07710314	3 x 2 x 0,14	0,11	5,4	20,3	37
07710414	4 x 2 x 0,14	0,11	6,0	24,7	44
07710514	5 x 2 x 0,14	0,11	6,5	30,3	54
07710714	7 x 2 x 0,14	0,11	7,0	35,9	67
07711814	18 x 2 x 0,14	0,11	10,4	89,7	143
07712514	25 x 2 x 0,14	0,11	12,1	114,4	186
07710225	2 x 2 x 0,25	0,11	5,4	21,8	40
07710325	3 x 2 x 0,25	0,11	5,9	28,3	48
07710425	4 x 2 x 0,25	0,11	6,7	36,2	59
07710525	5 x 2 x 0,25	0,11	7,2	42,7	70
07710725	7 x 2 x 0,25	0,11	7,6	54,1	90
07711825	18 x 2 x 0,25	0,11	12,0	133,5	204
07712525	25 x 2 x 0,25	0,11	13,9	177,2	269
07710234	2 x 2 x 0,34	0,11	6,3	28,4	53
07710334	3 x 2 x 0,34	0,11	6,9	36,6	63
07710434	4 x 2 x 0,34	0,11	7,9	46,7	78
07710534	5 x 2 x 0,34	0,11	8,8	55,4	97


item no.	no. of pairs x cross section n x 2 x mm ²	largest single wire ø mm	outer-ø ± 10% mm	copper figure kg/km	cable weight ≈ kg/km
07710734	7 x 2 x 0,34	0,11	9,4	70,9	127
07711834	18 x 2 x 0,34	0,11	14,8	175,2	287
07712534	25 x 2 x 0,34	0,11	17,1	258,6	391
07710250	2 x 2 x 0,50	0,16	6,9	36,2	65
07710350	3 x 2 x 0,50	0,16	7,6	49,3	81
07710450	4 x 2 x 0,50	0,16	8,9	61,2	101
07710550	5 x 2 x 0,50	0,16	9,7	73,3	123
07710750	7 x 2 x 0,50	0,16	11,0	108,6	180
07711850	18 x 2 x 0,50	0,16	16,8	267,8	399
07712550	25 x 2 x 0,50	0,16	19,2	347,3	509
07710275	2 x 2 x 0,75	0,16	7,8	49,3	87
07710375	3 x 2 x 0,75	0,16	8,8	65,9	110
07710475	4 x 2 x 0,75	0,16	10,4	98,9	148
07710575	5 x 2 x 0,75	0,16	11,7	118,9	188
07710775	7 x 2 x 0,75	0,16	12,6	152,4	246
07711875	18 x 2 x 0,75	0,16	19,4	366,8	545
07712575	25 x 2 x 0,75	0,16	22,4	481,4	709

Other dimensions and colours are possible on request.

Cable Track Cable

SD 200

extremely flexible TPE/PUR data cable with coloured cores for continuous movement



BRÖCKSKES · D-VIERSEN · SD 200 25 x 0,14 mm² CE



Marking for SD 200 07742501:

SAB BRÖCKSKES · D-VIERSEN · SD 200 25 x 0,14 mm² CE

Construction:

Conductor:	bare copper strands, extra fine wires
Insulation:	TPE
Colour code:	with reference to DIN 47100
Stranding:	specially adjusted layering with non-woven tape over each layer
Wrapping:	non-woven tape
Sheath material:	PUR, TPU acc. to EN 50363-10-2 + VDE 0207-363-10-2 with mat surface
Sheath colour:	grey (RAL 7032)

Technical Data:

Peak operating voltage:	max. 350 V acc. to VDE 0812
Testing voltage:	core/core 1500 V
Min. bending radius <i>continuously flexible:</i>	7,5 x d
Radiation resistance:	1 x 10 ⁷ cJ/kg
Temperature range <i>fixed laying:</i> <i>flexible application:</i>	-50/+90 °C -40/+90 °C
Halogen-free:	acc. to IEC 60754-1 + VDE 0482-754-1
Oil resistance:	very good - TPU acc. to EN 50363-10-2 + VDE 0207-363-10-2
Chem. resistance:	good against acids, alkalines, solvents, hydraulic liquids etc.
Continuous flexibility:	very good
Weather resistance:	very good
Absence of harmful substances:	acc. to RoHS directive of the European Union

Outstanding features:



- **labs uncritical**
(labs = enamel moisturing interfering substances)
- **flexible at low temperatures**
- **halogen-free**
- **travel > 10 m is possible**
- **high abrasion resistance**
- **small bending radius**
- **small outer diameter**

item no.	no. of cores x cross section n x mm ²	largest single wire ø mm	outer-ø ± 5% mm	copper figure kg/km	cable weight ≈ kg/km
07740201	2 x 0,14	0,11	3,2	2,7	11
07740301	3 x 0,14	0,11	3,3	4,0	13
07740401	4 x 0,14	0,11	3,6	5,4	15
07740501	5 x 0,14	0,11	3,8	6,7	18
07740701	7 x 0,14	0,11	4,4	9,4	24
07741001	10 x 0,14	0,11	5,1	13,4	30
07741201	12 x 0,14	0,11	5,2	16,1	34
07741401	14 x 0,14	0,11	5,5	18,8	38
07741801	18 x 0,14	0,11	6,0	24,2	48
07742501	25 x 0,14	0,11	7,1	33,6	63
07743201	32 x 0,14	0,11	7,6	43,0	78
07740202	2 x 0,25	0,11	3,5	4,8	15
07740302	3 x 0,25	0,11	3,7	7,2	18
07740402	4 x 0,25	0,11	3,9	9,6	21
07740502	5 x 0,25	0,11	4,2	12,0	25
07740702	7 x 0,25	0,11	4,9	16,8	34
07741002	10 x 0,25	0,11	5,7	24,0	43

item no.	no. of cores x cross section n x mm ²	largest single wire ø mm	outer-ø ± 5% mm	copper figure kg/km	cable weight ≈ kg/km
07741202	12 x 0,25	0,11	5,8	28,8	49
07741402	14 x 0,25	0,11	6,1	33,6	56
07741802	18 x 0,25	0,11	6,8	43,2	71
07742502	25 x 0,25	0,11	8,1	60,0	94
07743202	32 x 0,25	0,11	8,8	76,8	120
07740203	2 x 0,34	0,11	3,7	6,5	17
07740303	3 x 0,34	0,11	3,9	9,8	21
07740403	4 x 0,34	0,11	4,2	13,1	25
07740503	5 x 0,34	0,11	4,5	16,3	30
07740703	7 x 0,34	0,11	5,2	22,8	41
07741003	10 x 0,34	0,11	6,1	32,6	52
07741203	12 x 0,34	0,11	6,3	39,2	60
07741403	14 x 0,34	0,11	6,6	45,7	69
07741803	18 x 0,34	0,11	7,3	58,8	87
07742503	25 x 0,34	0,11	8,9	81,6	119
07743203	32 x 0,34	0,11	9,5	104,4	149

Other dimensions and colours are possible on request.



Possible on request:

- in dimensions
0,50 mm² and 0,75 mm²

Cable Track Cable

S 200

extremely flexible TPE/PUR control cable with numbered cores for continuous movement



Marking for S 200 07440161:
SAB BRÖCKSKES · D-VIERSEN · S 200 1 x 10,0 mm² CE



Marking for S 200 07741215:
SAB BRÖCKSKES · D-VIERSEN · S 200 12 x 1,5 mm² CE

Construction:

Conductor:	bare copper strands acc. to IEC 60228, VDE 0295, class 6
Insulation:	TPE
Colour code from 2 conductors	black cores with consecutive numbers acc. to EN 50334 + VDE 0293-334, green-yellow earth wire from 3 cores
Stranding:	specially adjusted layering with non-woven tape over each layer
Wrapping:	non-woven tape
Sheath material:	PUR, TPU acc. to EN 50363-10-2 + VDE 0207-363-10-2 with mat surface
Sheath colour:	grey (RAL 7000)

Technical Data:

Nominal voltage:	U ₀ /U 300/500 V
Testing voltage:	core/core 2000 V
Min. bending radius <i>continuously flexible:</i>	7,5 x d
Radiation resistance:	1 x 10 ⁷ cJ/kg
Temperature range <i>fixed laying:</i> <i>flexible application:</i>	-50/+90 °C -40/+90 °C
Halogen-free:	acc. to IEC 60754-1 + VDE 0482-754-1
Oil resistance:	very good - TPU acc. to EN 50363-10-2 + VDE 0207-363-10-2
Chem. resistance:	good against acids, alkalines, solvents, hydraulic liquids etc.
Continuous flexibility:	very good
Weather resistance:	very good
Absence of harmful substances:	acc. to RoHS directive of the European Union

Outstanding features:



- **labs uncritical**
(labs = enamel moisturing interfering substances)
- **flexible at low temperatures**
- **halogen-free**
- **travel > 10 m is possible**
- **high abrasion resistance**
- **small bending radius**
- **small outer diameter**

Also available as hybrid cable for example

3G1,0 + 16 x 0,34 mm²

3G1,0 + 8 x 0,34 mm²

1G0,5 + 4 x 0,34 mm²

Peak operating voltage of data conductors: max. 500 V

item no.	no. of cores x cross section n x mm ²	largest single wire ø mm	outer-ø ± 5% mm	copper figure kg/km	cable weight ≈ kg/km
07740205	2 x 0,50	0,16	4,9	9,6	27
07740305	3 x 0,50	0,16	5,1	14,4	34
07740405	4 x 0,50	0,16	5,5	19,2	41
07740505	5 x 0,50	0,16	6,0	24,0	50
07740705	7 x 0,50	0,16	6,9	33,6	67
07741205	12 x 0,50	0,16	8,3	57,6	98
07741805	18 x 0,50	0,16	9,9	86,4	145
07742505	25 x 0,50	0,16	11,9	120,0	196
07743605	36 x 0,50	0,16	13,7	172,8	280
07745005	50 x 0,50	0,16	16,1	240,0	379
07746505	65 x 0,50	0,16	18,2	312,0	492
07740207	2 x 0,75	0,16	5,4	14,4	35
07740307	3 x 0,75	0,16	5,7	21,6	45
07740407	4 x 0,75	0,16	6,1	28,8	54
07740507	5 x 0,75	0,16	6,7	36,0	66
07740707	7 x 0,75	0,16	7,7	50,4	90
07741207	12 x 0,75	0,16	9,6	86,4	137

item no.	no. of cores x cross section n x mm ²	largest single wire ø mm	outer-ø ± 5% mm	copper figure kg/km	cable weight ≈ kg/km
07741807	18 x 0,75	0,16	11,3	129,6	201
07742507	25 x 0,75	0,16	13,9	180,0	277
07743607	36 x 0,75	0,16	15,4	259,2	382
07745007	50 x 0,75	0,16	18,4	360,0	526
07746507	65 x 0,75	0,16	20,8	468,0	683
07740210	2 x 1,00	0,16	5,8	19,2	43
07740310	3 x 1,00	0,16	6,1	28,8	55
07740410	4 x 1,00	0,16	6,6	38,4	67
07740510	5 x 1,00	0,16	7,2	48,0	83
07740710	7 x 1,00	0,16	8,4	67,2	114
07741210	12 x 1,00	0,16	10,4	115,2	173
07741810	18 x 1,00	0,16	12,3	172,8	256
07742510	25 x 1,00	0,16	15,1	240,0	353
07743610	36 x 1,00	0,16	17,0	345,6	497
07745010	50 x 1,00	0,16	20,2	480,0	682
07746510	65 x 1,00	0,16	22,9	624,0	886

Continued on next page

Cable Track Cable

S 200

extremely flexible TPE/PUR control cable with numbered cores for continuous movement



Marking for S 200 07440161:

SAB BRÖCKSKES · D-VIERSEN · S 200 1 x 10,0 mm² CE



Marking for S 200 07741215:

SAB BRÖCKSKES · D-VIERSEN · S 200 12 x 1,5 mm² CE

item no.	no. of cores x cross section n x mm²	largest single wire ø mm	outer-ø ± 5% mm	copper figure kg/km	cable weight ≈ kg/km
07740115	1 x 1,50	0,16	4,0	14,4	25
07740215	2 x 1,50	0,16	6,4	28,8	55
07740315	3 x 1,50	0,16	6,7	43,2	73
07740415	4 x 1,50	0,16	7,3	57,6	91
07740515	5 x 1,50	0,16	8,0	72,0	112
07740715	7 x 1,50	0,16	9,6	100,8	157
07741215	12 x 1,50	0,16	11,9	172,8	243
07741815	18 x 1,50	0,16	14,2	259,2	364
07742515	25 x 1,50	0,16	17,1	360,0	493
07743615	36 x 1,50	0,16	19,2	518,4	695
07745015	50 x 1,50	0,16	23,0	720,0	955
07746515	65 x 1,50	0,16	26,0	936,0	1241
07740125	1 x 2,50	0,16	4,6	24,0	37
07740225	2 x 2,50	0,16	8,0	48,0	86
07740325	3 x 2,50	0,16	8,5	72,0	116
07740425	4 x 2,50	0,16	9,4	96,0	147
07740525	5 x 2,50	0,16	10,4	120,0	182
07740725	7 x 2,50	0,16	12,4	168,0	255
07741225	12 x 2,50	0,16	15,8	288,0	405
07741825	18 x 2,50	0,16	18,6	432,0	596
07742525	25 x 2,50	0,16	22,7	600,0	814
07743625	36 x 2,50	0,16	25,5	864,0	1146
07740140	1 x 4,00	0,16	5,4	38,4	54
07740240	2 x 4,00	0,16	9,3	76,8	127
07740340	3 x 4,00	0,16	9,8	115,2	169
07740440	4 x 4,00	0,16	10,8	153,6	210
07740540	5 x 4,00	0,16	12,1	192,0	272
07740740	7 x 4,00	0,16	14,6	268,8	389
07740160	1 x 6,00	0,21	6,1	57,6	76

item no.	no. of cores x cross section n x mm²	largest single wire ø mm	outer-ø ± 5% mm	copper figure kg/km	cable weight ≈ kg/km
07740260	2 x 6,00	0,21	10,8	115,2	183
07740360	3 x 6,00	0,21	11,7	172,8	246
07740460	4 x 6,00	0,21	12,8	230,4	310
07740560	5 x 6,00	0,21	14,5	288,0	400
07740760	7 x 6,00	0,21	17,3	403,2	561
07740161	1 x 10,0	0,21	7,1	96,0	117
07740361	3 x 10,0	0,21	14,5	288,0	407
07740461	4 x 10,0	0,21	15,8	384,0	506
07740561	5 x 10,0	0,21	17,2	480,0	627
07740162	1 x 16,0	0,21	8,3	153,6	177
07740362	3 x 16,0	0,21	17,2	460,8	604
07740462	4 x 16,0	0,21	19,0	614,4	780
07740562	5 x 16,0	0,21	21,2	768,0	978
07740163	1 x 25,0	0,21	9,9	240,0	270
07740363	3 x 25,0	0,21	20,6	720,0	920
07740463	4 x 25,0	0,21	22,8	960,0	1182
07740563	5 x 25,0	0,21	25,4	1200,0	1485
07740164	1 x 35,0	0,21	11,5	336,0	362
07740464	4 x 35,0	0,21	26,4	1344,0	1598
07740564	5 x 35,0	0,21	29,4	1680,0	2010
07740165	1 x 50,0	0,31	14,0	480,0	531
07740465	4 x 50,0	0,31	31,8	1920,0	2259
07740166	1 x 70,0	0,31	16,7	672,0	744
07740167	1 x 95,0	0,31	20,5	912,0	1020
07740168	1 x 120,0	0,31	21,5	1152,0	1244
07740169	1 x 150,0	0,31	24,6	1440,0	1584
07740170	1 x 185,0	0,41	26,7	1776,0	1920
07740171	1 x 240,0	0,41	30,1	2304,0	2458

Other dimensions and colours are possible on request.




Possible on request:

- singlecore with green-yellow insulation and black outer sheath or 0,6/1 kV

Cable Track Cable

SD 200 C

continuously flexible TPE/PUR data cable with coloured cores and overall copper screen



Marking for SD 200 C 07842501:

SAB BRÜCKSKES · D-VIERSEN · SD 200 C 25 x 0,14 mm² CE

Construction:

Conductor:	bare copper strands, extra fine wires
Insulation:	TPE
Colour code:	with reference to DIN 47100
Stranding:	specially adjusted layering with non-woven tape over each layer
Wrapping:	non-woven tape
Screen:	tinned copper braiding
Wrapping:	non-woven tape
Sheath material:	PUR, TPU acc. to EN 50363-10-2 + VDE 0207-363-10-2 with mat surface
Sheath colour:	grey (RAL 7032)

Outstanding features:



- **labs uncritical**
(labs = enamel moisturing interfering substances)
- **flexible at low temperatures**
- **halogen-free**
- **travel > 10 m is possible**
- **good EMC characteristics**
- **high abrasion resistance**

Technical Data:

Peak operating voltage:	max. 350 V acc. to VDE 0812
Testing voltage:	core/core 1500 V core/screen 1200 V
Min. bending radius <i>continuously flexible:</i>	7,5 x d
Radiation resistance:	1 x 10 ⁷ cJ/kg
Temperature range <i>fixed laying:</i> <i>flexible application:</i>	-50/+90 °C -40/+90 °C
Halogen-free:	acc. to IEC 60754-1 + VDE 0482-754-1
Oil resistance:	very good - TPU acc. to EN 50363-10-2 + VDE 0207-363-10-2
Chem. resistance:	good against acids, alkalines, solvents, hydraulic liquids etc.
Continuous flexibility:	very good
Weather resistance:	very good
Absence of harmful substances:	acc. to RoHS directive of the European Union

item no.	no. of cores x cross section n x mm ²	largest single wire ø mm	outer-ø ± 5% mm	copper figure kg/km	cable weight ≈ kg/km
07840201	2 x 0,14	0,11	3,7	13,0	19
07840301	3 x 0,14	0,11	3,8	14,3	21
07840401	4 x 0,14	0,11	4,1	15,7	24
07840501	5 x 0,14	0,11	4,3	17,1	27
07840701	7 x 0,14	0,11	4,9	23,4	36
07841201	12 x 0,14	0,11	5,7	32,1	47
07841801	18 x 0,14	0,11	6,5	43,8	64
07842501	25 x 0,14	0,11	7,6	57,3	82
07843201	32 x 0,14	0,11	8,3	69,1	103
07840202	2 x 0,25	0,11	4,0	15,1	22
07840302	3 x 0,25	0,11	4,2	17,6	26
07840402	4 x 0,25	0,11	4,4	23,4	32
07840502	5 x 0,25	0,11	4,7	25,9	36
07840702	7 x 0,25	0,11	5,4	32,7	47
07841202	12 x 0,25	0,11	6,4	48,3	65
07841802	18 x 0,25	0,11	7,3	64,7	88
07842502	25 x 0,25	0,11	8,8	86,3	117
07843202	32 x 0,25	0,11	9,3	105,9	142
07840203	2 x 0,34	0,11	4,2	16,9	25
07840303	3 x 0,34	0,11	4,4	23,6	31
07840403	4 x 0,34	0,11	4,7	27,0	36
07840503	5 x 0,34	0,11	5,0	30,3	41


item no.	no. of cores x cross section n x mm ²	largest single wire ø mm	outer-ø ± 5% mm	copper figure kg/km	cable weight ≈ kg/km
07840703	7 x 0,34	0,11	5,7	38,9	54
07841203	12 x 0,34	0,11	6,7	58,8	75
07841803	18 x 0,34	0,11	7,8	82,5	105
07842503	25 x 0,34	0,11	9,4	110,7	141
07843203	32 x 0,34	0,11	10,2	152,1	182
07840250	2 x 0,50	0,11	4,8	23,5	32
07840350	3 x 0,50	0,11	5,0	28,4	39
07840450	4 x 0,50	0,11	5,4	35,1	47
07840550	5 x 0,50	0,11	5,8	40,1	55
07840750	7 x 0,50	0,11	6,7	53,3	74
07841250	12 x 0,50	0,11	8,0	81,4	104
07841850	18 x 0,50	0,11	9,5	115,6	152
07842550	25 x 0,50	0,11	11,8	174,4	219
07840275	2 x 0,75	0,11	5,4	30,3	41
07840375	3 x 0,75	0,11	5,7	37,6	50
07840475	4 x 0,75	0,11	6,1	46,5	60
07840575	5 x 0,75	0,11	6,6	55,6	73
07840775	7 x 0,75	0,11	7,7	74,1	99
07841275	12 x 0,75	0,11	9,5	115,6	146
07841875	18 x 0,75	0,11	11,6	183,9	231
07842575	25 x 0,75	0,11	14,3	266,0	326

Other dimensions and colours are possible on request.

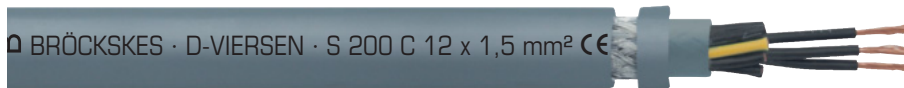
Cable Track Cable

S 200 C

continuously flexible TPE/PUR control cable with numbered cores and overall copper screen



Marking for S 200 C 07840161:
SAB BRÖCKSKES · D-VIERSEN · S 200 C 1 x 10,0 mm² CE



Marking for S 200 C 07841215:
SAB BRÖCKSKES · D-VIERSEN · S 200 C 12 x 1,5 mm² CE

Construction:

Conductor:	bare copper strands acc. to IEC 60228, VDE 0295, class 6
Insulation:	TPE
Colour code from 2 conductors	black cores with consecutive numbers acc. to EN 50334 + VDE 0293-334, green-yellow earth wire from 3 cores
Stranding:	specially adjusted layering with non-woven tape over each layer
Inner sheath:	SABIX®
Wrapping:	non-woven tape
Screen:	tinned copper braiding
Wrapping:	non-woven tape
Sheath material:	PUR, TPU acc. to EN 50363-10-2 + VDE 0207-363-10-2 with mat surface
Sheath colour:	grey (RAL 7000)

Outstanding features:



- **labs uncritical**
(labs = enamel moisturing interfering substances)
- **flexible at low temperatures**
- **halogen-free**
- **travel > 10 m is possible**
- **good EMC characteristics**
- **high abrasion resistance**
- **small bending radius**
- **small outer diameter**

Technical Data:

Nominal voltage:	U _o /U 300/500 V
Testing voltage:	core/core 2000 V core/screen 2000 V
Min. bending radius <i>continuously flexible:</i>	7,5 x d
Radiation resistance:	1 x 10 ⁷ cJ/kg
Temperature range <i>fixed laying:</i> <i>flexible application:</i>	-50/+90 °C -40/+90 °C
Halogen-free:	acc. to IEC 60754-1 + VDE 0482-754-1
Oil resistance:	very good - TPU acc. to EN 50363-10-2 + VDE 0207-363-10-2
Chem. resistance:	good against acids, alkalines, solvents, hydraulic liquids etc.
Continuous flexibility:	very good
Weather resistance:	very good
Absence of harmful substances:	acc. to RoHS directive of the European Union

Also available as hybrid cable for example

3G1,0 + 16 x 0,34 mm²

3G1,0 + 8 x 0,34 mm²

1G0,5 + 4 x 0,34 mm²

Peak operating voltage of data conductors: max. 500 V

item no.	no. of cores x cross section n x mm ²	largest single wire ø mm	outer-ø ± 5% mm	copper figure kg/km	cable weight ≈ kg/km
07840205	2 x 0,50	0,16	6,8	38,4	51
07840305	3 x 0,50	0,16	7,0	43,6	58
07840405	4 x 0,50	0,16	7,4	51,1	67
07840505	5 x 0,50	0,16	7,9	61,5	77
07840705	7 x 0,50	0,16	9,0	74,1	101
07841205	12 x 0,50	0,16	10,6	108,2	151
07841805	18 x 0,50	0,16	12,2	143,0	203
07842505	25 x 0,50	0,16	14,8	217,0	299
07843605	36 x 0,50	0,16	16,4	275,3	379
07845205	52 x 0,50	0,16	19,2	379,7	524
07846505	65 x 0,50	0,16	21,7	451,5	647

item no.	no. of cores x cross section n x mm ²	largest single wire ø mm	outer-ø ± 5% mm	copper figure kg/km	cable weight ≈ kg/km
07840207	2 x 0,75	0,16	7,3	46,3	59
07840307	3 x 0,75	0,16	7,6	54,1	70
07840407	4 x 0,75	0,16	8,0	64,0	82
07840507	5 x 0,75	0,16	8,8	74,3	98
07840707	7 x 0,75	0,16	9,8	92,3	123
07841207	12 x 0,75	0,16	11,9	142,4	192
07841807	18 x 0,75	0,16	14,2	215,3	294
07842507	25 x 0,75	0,16	16,6	289,7	386
07843607	36 x 0,75	0,16	18,7	387,7	520
07845207	52 x 0,75	0,16	21,9	514,3	722
07846507	65 x 0,75	0,16	24,5	639,8	868

Continued on next page

Cable Track Cable

S 200 C

continuously flexible TPE/PUR control cable with numbered cores and overall copper screen



Marking for S 200 C 07840161:

SAB BRÖCKSKES · D-VIERSEN · S 200 C 1 x 10,0 mm² CE



Marking for S 200 C 07840515:

SAB BRÖCKSKES · D-VIERSEN · S 200 C 12 x 1,5 mm² CE

item no.	no. of cores x cross section n x mm²	largest single wire ø mm	outer-ø ± 5% mm	copper figure kg/km	cable weight ≈ kg/km
07840210	2 x 1,00	0,16	7,7	56,5	68
07840310	3 x 1,00	0,16	8,0	66,4	82
07840410	4 x 1,00	0,16	8,5	77,3	97
07840510	5 x 1,00	0,16	9,3	89,0	114
07840710	7 x 1,00	0,16	10,7	117,9	159
07841210	12 x 1,00	0,16	12,8	174,9	239
07841810	18 x 1,00	0,16	15,2	270,2	353
07842510	25 x 1,00	0,16	18,4	367,5	481
07843610	36 x 1,00	0,16	20,3	478,7	633
07845210	52 x 1,00	0,16	23,8	668,9	884
07846510	65 x 1,00	0,16	26,8	805,7	1081
07840115	1 x 1,50	0,16	4,6	24,8	35
07840215	2 x 1,50	0,16	8,3	66,8	82
07840315	3 x 1,50	0,16	8,8	81,5	104
07840415	4 x 1,50	0,16	9,4	101,2	125
07840515	5 x 1,50	0,16	10,1	122,2	145
07840715	7 x 1,50	0,16	11,9	156,8	206
07841215	12 x 1,50	0,16	14,7	269,7	341
07841815	18 x 1,50	0,16	16,9	369,2	465
07842515	25 x 1,50	0,16	20,4	493,4	633
07843615	36 x 1,50	0,16	23,0	660,3	856
07845215	52 x 1,50	0,16	26,9	931,0	1056
07846515	65 x 1,50	0,16	29,9	1132,8	1450
07840125	1 x 2,50	0,16	5,3	38,0	49
07840225	2 x 2,50	0,16	9,9	98,2	117
07840325	3 x 2,50	0,16	10,6	122,8	159
07840425	4 x 2,50	0,16	11,5	150,1	197
07840525	5 x 2,50	0,16	12,6	179,6	236
07840725	7 x 2,50	0,16	15,0	265,2	335
07841225	12 x 2,50	0,16	18,5	417,1	525
07841825	18 x 2,50	0,16	21,8	571,4	739
07842525	25 x 2,50	0,16	26,0	780,8	1004
07843625	36 x 2,50	0,16	28,7	1058,0	1341
07845225	52 x 2,50	0,16	33,0	1479,3	1817
07840140	1 x 4,00	0,16	6,0	54,4	68

item no.	no. of cores x cross section n x mm²	largest single wire ø mm	outer-ø ± 5% mm	copper figure kg/km	cable weight ≈ kg/km
07840240	2 x 4,00	0,16	11,9	132,8	179
07840340	3 x 4,00	0,16	12,1	172,9	224
07840440	4 x 4,00	0,16	13,7	216,5	287
07840540	5 x 4,00	0,16	15,0	289,2	357
07840740	7 x 4,00	0,16	18,0	396,3	486
07840160	1 x 6,00	0,21	6,6	75,3	90
07840260	2 x 6,00	0,21	13,7	182,6	251
07840360	3 x 6,00	0,21	14,6	258,8	334
07840460	4 x 6,00	0,21	15,9	328,3	414
07840560	5 x 6,00	0,21	17,2	398,4	485
07840760	7 x 6,00	0,21	20,6	537,3	615
07840161	1 x 10,0	0,21	7,7	117,5	135
07840361	3 x 10,0	0,21	17,4	392,9	502
07840461	4 x 10,0	0,21	18,7	507,4	624
07840561	5 x 10,0	0,21	20,5	615,5	731
07840162	1 x 16,0	0,21	9,1	179,9	206
07840362	3 x 16,0	0,21	20,7	598,4	724
07840462	4 x 16,0	0,21	22,5	758,2	915
07840562	5 x 16,0	0,21	24,7	947,1	1101
07840163	1 x 25,0	0,21	10,7	287,7	306
07840363	3 x 25,0	0,21	23,9	898,2	1047
07840463	4 x 25,0	0,21	25,8	1148,0	1312
07840563	5 x 25,0	0,21	29,1	1400,1	1610
07840164	1 x 35,0	0,21	12,5	396,6	408
07840464	4 x 35,0	0,21	30,1	1546,4	1765
07840564	5 x 35,0	0,21	33,1	1915,1	2119
07840165	1 x 50,0	0,31	14,9	577,2	601
07840465	4 x 50,0	0,31	35,5	2165,3	2471
07840166	1 x 70,0	0,31	17,7	783,1	826
07840167	1 x 95,0	0,31	21,5	1051,2	1122
07840168	1 x 120,0	0,31	22,7	1293,1	1356
07840169	1 x 150,0	0,31	26,2	1611,0	1712
07840170	1 x 185,0	0,41	27,9	1952,4	2059
07840171	1 x 240,0	0,41	31,3	2507,0	2617

Other dimensions and colours are possible on request.



Possible on request:

- singlecore with green-yellow insulation and black outer sheath or 0,6/1 kV

Cable Track Cable

SD 200 C TP

continuously flexible paired TPE/PUR data cable with coloured cores and overall copper screen



Marking for SD 200 C TP 07890350:

SAB BRÜCKSKES · D-VIERSEN · SD 200 C TP 3 x 2 x 0,5 mm² CE

Construction:

Conductor:	bare copper strands, extra fine wires
Insulation:	TPE
Colour code:	with reference to DIN 47100
Stranding:	cores twisted to pairs, pairs twisted in specially adjusted layering with non-woven tape over each layer
Wrapping:	non-woven tape
Screen:	tinned copper braiding
Wrapping:	non-woven tape
Sheath material:	PUR, TMPU acc. to EN 50363-10-2 + VDE 0207-363-10-2 with mat surface
Sheath colour:	grey (RAL 7000)

Technical Data:

Peak operating voltage:	max. 350 V acc. to VDE 0812
Testing voltage:	core/core 1500 V core/screen 1200 V
Min. bending radius <i>continuously flexible:</i>	7,5 x d
Radiation resistance:	1 x 10 ⁷ cJ/kg
Temperature range <i>fixed laying:</i> <i>flexible application:</i>	-50/+90 °C -40/+90 °C
Halogen-free:	acc. to IEC 60754-1 + VDE 0482-754-1
Oil resistance:	very good - TMPU acc. to EN 50363-10-2 + VDE 0207-363-10-2
Chem. resistance:	good against acids, alkalines, solvents, hydraulic liquids etc.
Continuous flexibility:	very good
Weather resistance:	very good
Absence of harmful substances:	acc. to RoHS directive of the European Union

Outstanding features:

- labs uncritical
(labs = enamel moisturing interfering substances)
- flexible at low temperatures
- halogen-free
- travel > 10 m is possible
- good EMC characteristics
- high abrasion resistance

item no.	no. of pairs x cross section n x 2 x mm ²	largest single wire ø mm	outer-ø ± 10% mm	copper figure kg/km	cable weight ≈ kg/km
07890214	2 x 2 x 0,14	0,11	4,6	17,4	28
07890314	3 x 2 x 0,14	0,11	5,1	20,2	32
07890414	4 x 2 x 0,14	0,11	5,8	24,7	39
07890514	5 x 2 x 0,14	0,11	6,2	28,8	46
07890614	6 x 2 x 0,14	0,11	6,4	31,5	53
07890714	7 x 2 x 0,14	0,11	6,7	35,9	59
07891014	10 x 2 x 0,14	0,11	7,9	47,5	72
07891414	14 x 2 x 0,14	0,11	9,0	62,7	96
07891814	18 x 2 x 0,14	0,11	10,0	89,6	129
07892514	25 x 2 x 0,14	0,11	11,7	114,3	170
07890225	2 x 2 x 0,25	0,11	5,1	21,8	35
07890325	3 x 2 x 0,25	0,11	5,7	28,3	44
07890425	4 x 2 x 0,25	0,11	6,4	36,1	52
07890525	5 x 2 x 0,25	0,11	6,9	41,1	61
07890625	6 x 2 x 0,25	0,11	7,1	47,3	69
07890725	7 x 2 x 0,25	0,11	7,4	54,1	82
07891025	10 x 2 x 0,25	0,11	8,9	70,8	101
07891425	14 x 2 x 0,25	0,11	10,9	108,7	153
07891825	18 x 2 x 0,25	0,11	11,6	133,4	189
07892525	25 x 2 x 0,25	0,11	13,8	171,9	262
07890234	2 x 2 x 0,34	0,11	5,4	20,3	40
07890334	3 x 2 x 0,34	0,11	6,0	34,9	52
07890434	4 x 2 x 0,34	0,11	6,9	43,2	63
07890534	5 x 2 x 0,34	0,11	7,4	53,1	73

item no.	no. of pairs x cross section n x 2 x mm ²	largest single wire ø mm	outer-ø ± 10% mm	copper figure kg/km	cable weight ≈ kg/km
07890734	7 x 2 x 0,34	0,11	8,0	66,4	94
07891034	10 x 2 x 0,34	0,11	9,6	90,5	121
07891434	14 x 2 x 0,34	0,11	11,6	138,3	181
07891834	18 x 2 x 0,34	0,11	12,5	169,2	223
07892534	25 x 2 x 0,34	0,11	14,7	247,3	313
07890250	2 x 2 x 0,50	0,11	6,3	34,6	52
07890350	3 x 2 x 0,50	0,11	6,9	47,3	68
07890450	4 x 2 x 0,50	0,11	7,9	61,4	85
07890550	5 x 2 x 0,50	0,11	8,8	73,1	103
07890750	7 x 2 x 0,50	0,11	9,4	108,4	136
07891050	10 x 2 x 0,50	0,11	11,3	143,3	189
07891450	14 x 2 x 0,50	0,11	13,5	191,7	256
07891850	18 x 2 x 0,50	0,11	14,7	257,8	335
07892550	25 x 2 x 0,50	0,11	17,0	336,5	436
07890275	2 x 2 x 0,75	0,11	7,2	47,4	69
07890375	3 x 2 x 0,75	0,11	7,9	66,2	85
07890475	4 x 2 x 0,75	0,11	8,9	101,0	109
07890575	5 x 2 x 0,75	0,11	10,8	118,8	159
07890775	7 x 2 x 0,75	0,11	11,6	148,0	213
07891075	10 x 2 x 0,75	0,11	13,5	228,0	267
07891475	14 x 2 x 0,75	0,11	16,1	296,9	372
07891875	18 x 2 x 0,75	0,11	17,3	366,1	463
07892575	25 x 2 x 0,75	0,11	20,1	480,5	606

Other dimensions and colours are possible on request.

Cable Track Cable

S 900

continuously flexible PVC/PVC single conductor



455 90°C 600V CSA AWM I/II A/B 90°C 600V FT1 FT2 CE



Marking for S 900 07671362:

SAB BRÖCKSKES · D-VIERSEN · 07671362 16,0 mm² S 900 6 AWG 07670601 AWM Style 10455 90°C 600V CSA AWM I/II A/B 90°C 600V FT1 FT2 CE

Construction:

Conductor:	bare copper strands acc. to IEC 60228, VDE 0295, class 6
Insulation:	PVC, TI2 acc. to EN 50363-3 + VDE 0207-363-3, black
Wrapping:	non-woven tape
Sheath material:	PVC, TM5 acc. to EN 50363-3 + VDE 0207-363-3
Sheath colour:	black (RAL 9005)

Technical Data:

Nominal voltage:	U ₀ /U 0,6/1 kV	
Voltage UL/CSA:	600 V	
Min. bending radius <i>continuously flexible:</i>	7,5 x d	
Radiation resistance:	8 x 10 ⁷ cJ/kg	
Temperature range <i>fixed laying:</i> <i>flexible application:</i>	DIN VDE -40/+70 °C +5/+70 °C	UL/CSA: up to +90 °C
Fire performance:	flame retardant and self-extinguishing acc. to IEC 60332-1-2 + VDE 0482-332-1-2, UL VW-1, CSA FT1, FT2	
Oil resistance:	very good - PVC, TM5 acc. to EN 50363-3 + VDE 0207-363-3	
Absence of harmful substances:	acc. to RoHS directive of the European Union	

Outstanding features:



highly flexible single conductor
for use in cable tracks

item no.	no. of cores x cross section n x mm ²	largest single wire ø mm	AWG/ MCM	outer-ø ± 5% mm	copper figure kg/km	cable weight ≈ kg/km	ampere at 30 °C
07671315	1 x 1,50	0,16	16 (84/34)	4,9	14,4	38	24
07671325	1 x 2,50	0,16	14 (140/34)	5,8	24,0	55	32
07671340	1 x 4,00	0,16	12 (224/34)	6,6	38,4	77	42
07671360	1 x 6,00	0,21	10 (186/32)	7,3	57,6	104	54
07671361	1 x 10,00	0,21	8 (320/32)	9,1	96,0	161	73
07671362	1 x 16,00	0,21	6 (512/32)	10,1	153,6	231	98
07671363	1 x 25,00	0,21	4 (798/32)	12,0	240,0	337	129
07671364	1 x 35,00	0,21	2 (1083/32)	13,7	336,0	454	158
07671365	1 x 50,00	0,31	1 (703/28)	15,8	480,0	632	198
07671385	1 x 54,00	0,31	1/0 (779/28)	16,3	518,4	677	213
07671386	1 x 68,00	0,31	2/0 (969/28)	17,1	652,8	789	226
07671366	1 x 70,00	0,31	2/0 (988/28)	17,3	672,0	803	245
07671387	1 x 86,00	0,31	3/0 (1218/28)	19,7	825,6	1036	263
07671367	1 x 95,00	0,31	3/0 (1340/28)	21,0	912,0	1146	292
07671388	1 x 108,00	0,31	4/0 (1528/28)	22,5	1036,8	1286	313
07671368	1 x 120,00	0,31	4/0 (1680/28)	22,8	1152,0	1401	344
07671389	1 x 127,00	0,31	250 MCM (1799/28)	23,3	1220,8	1490	370
07671369	1 x 150,00	0,31	250 MCM (2122/28)	24,6	1440,0	1724	391
07671390	1 x 152,00	0,31	300 MCM (2154/28)	24,6	1461,7	1724	396
07671391	1 x 177,00	0,41	350 MCM (1443/26)	26,7	1740,8	2051	430
07671370	1 x 185,00	0,41	350 MCM (1472/26)	26,7	1776,0	2085	448
07671392	1 x 204,00	0,41	400 MCM (1628/26)	30,4	1964,0	2411	470
07671393	1 x 232,00	0,41	450 MCM (1850/26)	31,5	2231,8	2693	490
07671371	1 x 240,00	0,41	450 MCM (1910/26)	31,5	2304,0	2763	528
07671394	1 x 255,00	0,41	500 MCM (2035/26)	31,8	2455,0	2920	535
07671395	1 x 283,00	0,41	550 MCM (2257/26)	33,6	2722,8	3399	560
07671372	1 x 300,00	0,41	550 MCM (2388/26)	34,3	2880,0	3403	608
07671396	1 x 306,00	0,41	600 MCM (2442/26)	34,3	2946,0	3466	613

from 283 mm² only UL recognition.

Other dimensions and colours are possible on request.



Possible on request:

with green-yellow insulation

Cable Track Cable

S 900 P

continuously flexible PVC/PUR single conductor



456 80°C 600V CSA AWM I/II A/B 80°C 600V FT1 FT2 CE



Marking for S 900 P 07681362:

SAB BRÜCKSKES · D-VIERSEN · 07681362 16,0 mm² S 900 P 6 AWG 07680601 AWM Style 10456 80°C 600V CSA AWM I/II A/B 80°C 600V FT1 FT2 CE

Construction:

Conductor:	bare copper strands acc. to IEC 60228, VDE 0295, class 6
Insulation:	PVC, TI2 acc. to EN 50363-3 + VDE 0207-363-3, black
Wrapping:	non-woven tape
Sheath material:	PUR, TPU acc. to EN 50363-10-2 + VDE 0207-363-10-2 with mat surface
Sheath colour:	black (RAL 9005)

Technical Data:

Nominal voltage:	U ₀ /U 0,6/1 kV	
Voltage UL/CSA:	600 V	
Min. bending radius <i>continuously flexible:</i>	7,5 x d	
Radiation resistance:	5 x 10 ⁷ cJ/kg	
Temperature range <i>fixed laying:</i> <i>flexible application:</i>	DIN VDE -40/+70 °C +5/+70 °C	UL/CSA: up to +80 °C
Fire performance:	flame retardant and self-extinguishing acc. to IEC 60332-1-2 + VDE 0482-332-1-2, UL/CSA FT1, FT2	
Oil resistance:	very good - TPU acc. to EN 50363-10-2 + VDE 0207-363-10-2	
Chem. resistance:	good against acids, alkalines, solvents, hydraulic liquids etc.	
Continuous flexibility:	very good	
Absence of harmful substances:	acc. to RoHS directive of the European Union	

Outstanding features:



- highly flexible single conductor for use in cable tracks
- good chemical resistance
- high abrasion resistance

item no.	no. of cores x cross section n x mm ²	largest single wire ø mm	AWG/ MCM	outer-ø ± 5% mm	copper figure kg/km	cable weight ≈ kg/km	ampere at 30 °C
07681315	1 x 1,50	0,16	16 (84/34)	5,6	14,4	45	24
07681325	1 x 2,50	0,16	14 (140/34)	6,5	24,0	63	32
07681340	1 x 4,00	0,16	12 (224/34)	7,3	38,4	86	42
07681360	1 x 6,00	0,21	10 (186/32)	8,0	57,6	114	54
07681361	1 x 10,00	0,21	8 (320/32)	9,8	96,0	173	73
07681362	1 x 16,00	0,21	6 (512/32)	10,8	153,6	245	98
07681363	1 x 25,00	0,21	4 (798/32)	12,7	240,0	353	129
07681364	1 x 35,00	0,21	2 (1083/32)	14,0	336,0	459	158
07681365	1 x 50,00	0,31	1 (703/28)	16,1	480,0	638	198
07681385	1 x 54,00	0,31	1/0 (779/28)	16,6	518,4	683	213
07681386	1 x 68,00	0,31	2/0 (969/28)	18,1	652,8	838	226
07681366	1 x 70,00	0,31	2/0 (988/28)	18,1	672,0	854	245
07681387	1 x 86,00	0,31	3/0 (1218/28)	20,0	825,6	1044	263
07681367	1 x 95,00	0,31	3/0 (1340/28)	21,0	912,0	1140	292
07681388	1 x 108,00	0,31	4/0 (1528/28)	22,5	1036,8	1279	313
07681368	1 x 120,00	0,31	4/0 (1680/28)	22,8	1152,0	1394	344
07681389	1 x 127,00	0,31	250 MCM (1799/28)	23,3	1220,8	1483	370
07681369	1 x 150,00	0,31	250 MCM (2122/28)	24,6	1440,0	1716	391
07681390	1 x 152,00	0,31	300 MCM (2154/28)	24,6	1461,7	1716	396
07681391	1 x 177,00	0,41	350 MCM (1443/26)	26,7	1740,8	2043	430
07681370	1 x 185,00	0,41	350 MCM (1472/26)	26,7	1776,0	2077	448
07681392	1 x 204,00	0,41	400 MCM (1628/26)	30,4	1964,0	2399	470
07681393	1 x 232,00	0,41	450 MCM (1850/26)	31,5	2231,8	2680	490
07681371	1 x 240,00	0,41	450 MCM (1910/26)	31,5	2304,0	2750	528
07681394	1 x 255,00	0,41	500 MCM (2035/26)	31,8	2455,0	2907	535
07681395	1 x 283,00	0,41	550 MCM (2257/26)	33,6	2722,8	3385	560
07681372	1 x 300,00	0,41	550 MCM (2388/26)	34,3	2880,0	3389	608
07681396	1 x 306,00	0,41	600 MCM (2442/26)	34,3	2946,0	3451	613

from 283 mm² only UL recognition.
Other dimensions and colours are possible on request.



Possible on request:

- with green-yellow insulation

Cable Track Cable

S 910 P

continuously flexible TPE/PUR single conductor



56 80°C 600V CSA AWM I/II A/B 80°C 1000V FT1 FT2 CE



Marking for S 910 P 37681362:

SAB BRÖCKSKES · D-VIERSEN · 37681362 16,0 mm² S 910 P 6 AWG 37680601 AWM Style 10456 80°C 600V CSA AWM I/II A/B 80°C 1000V FT1 FT2 CE

Construction:

Conductor:	bare copper strands acc. to IEC 60228, VDE 0295, class 6
Insulation:	TPE, black
Wrapping:	non-woven tape
Sheath material:	PUR, TPU acc. to EN 50363-10-2 + VDE 0207-363-10-2 with mat surface
Sheath colour:	black (RAL 9005)

Technical Data:

Nominal voltage:	U ₀ /U 0,6/1 kV	
Voltage:	UL: 600 V	CSA: 1000 V
Min. bending radius <i>continuously flexible:</i>	7,5 x d	
Radiation resistance:	1 x 10 ⁷ cJ/kg	
Temperature range <i>fixed laying:</i> <i>flexible application:</i>	DIN VDE -50/+90 °C -40/+90 °C	UL/CSA: up to +80 °C
Halogen-free:	acc. to IEC 60754-1 + VDE 0482-754-1	
Fire performance:	flame retardant and self-extinguishing acc. to IEC 60332-1-2 + VDE 0482-332-1-2, UL/CSA FT1, FT2	
Oil resistance:	very good - TPU acc. to EN 50363-10-2 + VDE 0207-363-10-2	
Chem. resistance:	good against acids, alkalines, solvents, hydraulic liquids etc.	
Continuous flexibility:	very good	
Absence of harmful substances:	acc. to RoHS directive of the European Union	

Outstanding features:



- highly flexible single conductor for use in cable tracks
- good chemical resistance
- high abrasion resistance
- halogen-free

item no.	no. of cores x cross section n x mm ²	largest single wire ø mm	AWG/ MCM	outer-ø ± 5% mm	copper figure kg/km	cable weight ≈ kg/km
37681340	1 x 4,00	0,16	12 (224/34)	6,6	38,4	69
37681360	1 x 6,00	0,21	10 (186/32)	7,5	57,6	94
37681361	1 x 10,00	0,21	8 (320/32)	8,4	96,0	138
37681362	1 x 16,00	0,21	6 (512/32)	9,9	153,6	206
37681363	1 x 25,00	0,21	4 (798/32)	11,1	240,0	296
37681364	1 x 35,00	0,21	2 (1083/32)	12,6	336,0	390
37681365	1 x 50,00	0,31	1 (703/28)	14,7	480,0	554
37681366	1 x 70,00	0,31	2/0 (988/28)	17,0	672,0	771
37681367	1 x 95,00	0,31	3/0 (1340/28)	20,4	912,0	1024
37681368	1 x 120,00	0,31	4/0 (1680/28)	23,0	1152,0	1318
37681369	1 x 150,00	0,31	250 MCM (2122/28)	25,7	1440,0	1649

Other dimensions and colours are possible on request.



Possible on request:

- with green-yellow insulation

Cable Track Cable

S 910 CP

continuously flexible TPE/PUR single conductor with overall copper screen



Marking for S 910 CP 37692362:

SAB BRÜCKSKES · D-VIERSEN · 37692362 16,0 mm² S 910 CP 6 AWG 37690601 AWM Style 10456 80°C 600V CSA AWM I/II A/B 80°C 1000V FT1 FT2 CE

Construction:

Conductor:	bare copper strands acc. to IEC 60228, VDE 0295, class 6
Insulation:	TPE, black
Wrapping:	non-woven tape
Screen:	tinned copper braiding
Wrapping:	non-woven tape
Sheath material:	PUR, TPU acc. to EN 50363-10-2 + VDE 0207-363-10-2 with mat surface
Sheath colour:	orange (RAL 2003)

Technical Data:

Nominal voltage:	U ₀ /U 0,6/1 kV	
Voltage:	UL: 600 V	CSA: 1000 V
Min. bending radius <i>continuously flexible:</i>	7,5 x d	
Radiation resistance:	5 x 10 ⁷ cJ/kg	
Temperature range <i>fixed laying:</i> <i>flexible application:</i>	DIN VDE -50/+90 °C -40/+90 °C	UL/CSA: up to +80 °C
Halogen-free:	acc. to IEC 60754-1 + VDE 0482-754-1	
Fire performance:	flame retardant and self-extinguishing acc. to IEC 60332-1-2 + VDE 0482-332-1-2, UL/CSA FT1, FT2	
Oil resistance:	very good - TPU acc. to EN 50363-10-2 + VDE 0207-363-10-2	
Chem. resistance:	good against acids, alkalines, solvents, hydraulic liquids etc.	
Continuous flexibility:	very good	
Absence of harmful substances:	acc. to RoHS directive of the European Union	

Outstanding features:



- highly flexible single conductor for use in cable tracks
- good chemical resistance
- high abrasion resistance
- halogen-free

item no.	no. of cores x cross section n x mm ²	largest single wire ø mm	AWG/ MCM	outer-ø ± 5% mm	copper figure kg/km	cable weight ≈ kg/km
37692340	1 x 4,00	0,16	12 (224/34)	7,1	54,5	83
37692360	1 x 6,00	0,21	10 (186/32)	8,0	77,3	112
37692361	1 x 10,00	0,21	8 (320/32)	8,9	119,7	157
37692362	1 x 16,00	0,21	6 (512/32)	10,3	182,6	227
37692363	1 x 25,00	0,21	4 (798/32)	11,7	293,9	335
37692364	1 x 35,00	0,21	2 (1083/32)	13,3	395,7	434
37692365	1 x 50,00	0,31	1 (703/28)	15,8	577,7	631
37692366	1 x 70,00	0,31	2/0 (988/28)	17,9	783,2	840
37692367	1 x 95,00	0,31	3/0 (1340/28)	22,9	1051,4	1193
37692368	1 x 120,00	0,31	4/0 (1680/28)	23,9	1293,3	1421
37692369	1 x 150,00	0,31	250 MCM (2122/28)	26,6	1611,3	1773

Other dimensions and colours are possible on request.



Possible on request:

- with green-yellow insulation

Reeling cables

DR 717 P Highflex



Marking for DR 717 P Highflex 07170425:
SAB BRÜCKSKES · D-VIERSEN · DR 717 P Highflex 4 G 2,5 mm² CE

Application: The DR 717 P Highflex is used for spring cables reels on stages and theatres.

Construction:

Conductor:	bare copper strands acc. to IEC 60228, VDE 0295, class 5
Insulation:	special polymer
Colour code:	coloured acc. to HD 308 (VDE 0293-308), from 6 cores black cores with consecutive numbers acc. to EN 50334 + VDE 0293-334, from 3 cores a green-yellow earth wire, <i>DMX-bus:</i> white/brown, green/yellow <i>IE Cat 5:</i> white-blue/blue, white-orange/orange, white-green/green, white-brown/brown
Stranding:	specially adjusted layering around central suspension unit
Inner sheath:	PUR, TPU acc. to EN 50363-10-2 + VDE 0207-363-10-2
Supporting screen:	high-tech yarn
Sheath material:	PUR, TPU acc. to EN 50363-10-2 + VDE 0207-363-10-2
Sheath colour:	black (RAL 9005)

Outstanding features:



- reeling length up to 60 m
- extrem highly winding and unwinding strength
- corresponds to low voltage guideline 73/23/EWG CE
- small outer diameter
- small cable weight

Technical data:

Peak operating voltage:	item no. 07179001: max. 500 V (DMX-bus) item no. 07179002: max. 125 V (IE Cat 5)	
Nominal voltage:	Uo/U 300/500 V (supply conductors)	
Testing voltage:	core/core 2000 V	
Current-carrying capacity:	acc. to VDE 0298-4	
Min. bending radius <i>for laying and installation (fixed laying):</i> <i>for repeated winding action (flexible):</i> <i>guided on pulleys (flexible):</i>	≤ 12 mm 3 x d / >12 mm 4 x d 6 x d 7,5 x d	
Temperature range	item no. 07179001	item no. 07179002
<i>with installation:</i>		0/+50 °C
<i>fixed laying:</i>	-50/+90 °C	-40/+70 °C
<i>flexible application:</i>	-40/+90 °C	-40/+70 °C
Halogen-free:	acc. to IEC 60754-1 + VDE 0482-754-1	
Oil resistance:	very good - TPU acc. to EN 50363-10-2 + VDE 0207-363-10-2	
Chemical resistance:	good against acids, alkalines, solvents, hydraulic liquids, etc.	
Fire performance:	flame retardant and self-extinguishing acc. to IEC 60332-1-2 + VDE 0482-332-1-2	
Sunlight resistance:	very good - enhanced due to black sheath colour	
Tensile strength:	with reference to VDE 0298-3 section 7.1	
Mechanical characteristics:	the main mechanical characteristics accomplished by the PUR outer sheath are: - high tensile strength - high tear strength - high abrasion resistance - high notch resistance	
Absence of harmful substances:	acc. to RoHS directive of the European Union	

item no.	no. of cores x cross section n x mm ²	outer- \emptyset \pm 5% mm	copper figure kg/km	cable weight \approx kg/km	tensile strength max. N	min breaking load of suspension unit N
07170425	4 G 2,50	9,7	96,0	157	150	1345
07170440	4 G 4,00	11,7	153,6	239	240	1690
07171440	14 G 4,00	20,9	537,6	739	840	3200
07172040	20 G 4,00	23,3	768,0	1021	1200	3700
07172540	25 G 4,00	28,3	960,0	1318	1500	4200
07170460	4 G 6,00	13,4	230,4	333	360	1860
07171360	13 G 6,00	24,3	748,8	1013	1170	3400
07171860	18 G 6,00	25,7	1036,8	1306	1620	6000
07170470	4 G 10,0	17,1	384,0	559	600	2300
07170480	4 G 16,0	21,3	614,4	864	960	2800
07179001	14 G 4,00 + 2 x (2 x 0,25)C	22,4	575,4	794	840	2500
07179002	5 G 16,0 + 4 x 2 x 0,14	26,4	791,6	1163	1200	3000
07179013	25 G 4,00	min. 25,0 max. 28,0	960,0	1290	1500	2600

Other dimensions and colours are possible on request.

Please mention the required winding length when placing the order.

Reeling cables

DR 718 CP Highflex

with overall copper screen



BKES · D-VIERSEN · DR 718 CP Highflex 4 x 2,5 mm² CE



Marking for DR 718 CP Highflex 07180425:

SAB BRÜCKSKES · D-VIERSEN · DR 718 CP Highflex 4 x 2,5 mm² CE

Application: The DR 718 CP Highflex is used for spring cable reels on stages for example in theatres as well as control cable in crane arms.

Construction:

Conductor:	bare copper strands acc. to IEC 60228, VDE 0295, class 5
Insulation:	special polymer
Colour code:	coloured acc. to HD 308 (VDE 0293-308), from 6 cores black cores with consecutive numbers acc. to EN 50334 + VDE 0293-334, from 3 cores a green-yellow earth wire
Stranding:	specially adjusted layering around central suspension unit
Inner sheath:	PUR, TPU acc. to EN 50363-10-2 + VDE 0207-363-10-2
Screen:	tinned copper braiding
Sheath material:	PUR, TPU acc. to EN 50363-10-2 + VDE 0207-363-10-2
Sheath colour:	black (RAL 9005)

Outstanding features:



- extrem highly winding and unwinding strength
- small cable weight
- good EMC characteristics



Also possible without inner sheath!

Technical data:

Nominal voltage:	Uo/U 300/500 V
Testing voltage:	core/core 2000 V core/screen 2000 V
Current-carrying capacity:	acc. to VDE 0298-4
Min. bending radius for laying and installation (fixed laying):	5 x d
for repeated winding action (flexible):	7,5 x d
guided on pulleys (flexible):	10 x d
Temperature range fixed laying:	-50/+90 °C
flexible application:	-40/+90 °C
Halogen-free:	acc. to IEC 60754-1 + VDE 0482-754-1
Fire performance:	flame retardant and self-extinguishing acc. to IEC 60332-1-2 + VDE 0482-332-1-2
Oil resistance:	very good - TPU acc. to EN 50363-10-2 + VDE 0207-363-10-2
Chemical resistance:	good against acids, alkalines, solvents, hydraulic liquids, etc.
Sunlight resistance:	very good - enhanced due to black sheath colour
Tensile strength:	with reference to VDE 0298-3 section 7.1
Mechanical characteristics:	the main mechanical characteristics accomplished by the PUR outer sheath are: - high tensile strength - high tear strength - high abrasion resistance - high notch resistance
Absence of harmful substances:	acc. to RoHS directive of the European Union

item no.	no. of cores x cross section n x mm ²	outer-ø ± 5% mm	copper figure kg/km	cable weight ≈ kg/km	tensile strength max. N	min breaking load of suspension unit N
07182005	20 x 0,50	12,8	161,4	258	150	1600
07182505	25 x 0,50	14,9	192,7	331	187	1700
07182507	25 x 0,75	16,9	281,2	442	281	2000
07180410	4 x 1,00	8,0	62,2	103	60	1100
07181210	12 x 1,00	15,0	188,2	317	180	2000
07181810	18 x 1,00	14,5	237,2	348	270	2200
07182510	25 x 1,00	17,8	355,8	522	375	2400
07182610	26 x 1,00	17,8	365,4	533	390	2400
07180415	4 x 1,50	8,9	86,3	133	90	1340
07180515	5 x 1,50	10,2	120,8	175	112	1690
07180715	7 x 1,50	11,9	157,3	237	157	2150
07181215	12 x 1,50	16,9	274,0	419	270	2600
07181415	14 x 1,50	16,3	301,7	439	315	2600
07181615	16 x 1,50	16,3	330,5	451	360	2600
07181815	18 x 1,50	16,4	359,7	484	405	2600
07182415	24 x 1,50	18,2	463,3	618	540	2800
07183015	30 x 1,50	23,4	586,4	841	675	2900
07183715	37 x 1,50	22,2	681,1	893	832	3200
07180425	4 x 2,50	10,8	144,7	201	150	1345
07180525	5 x 2,50	11,9	176,5	248	187	2100
07180725	7 x 2,50	13,7	232,5	332	262	2500
07181225	12 x 2,50	19,9	418,0	610	450	2900
07181825	18 x 2,50	19,5	561,7	709	675	3450
07182425	24 x 2,50	23,6	730,4	950	900	2600
07183025	30 x 2,50	26,8	892,0	1187	1125	4200

item no.	no. of cores x cross section n x mm ²	outer-ø ± 5% mm	copper figure kg/km	cable weight ≈ kg/km	tensile strength max. N	min breaking load of suspension unit N
07183625	36 x 2,50	26,1	1035,8	1280	1350	5000
07184825	48 x 2,50	30,7	1353,0	1726	1800	6500
07185625	56 x 2,50	32,6	1547,8	1909	2100	7900
07180440	4 x 4,00	12,3	210,3	284	240	1690
07180540	5 x 4,00	13,7	256,5	346	300	2200
07180740	7 x 4,00	16,3	372,9	500	420	2600
07180460	4 x 6,00	13,7	302,9	388	360	1860
07180560	5 x 6,00	15,7	389,1	492	450	2300
07180760	7 x 6,00	18,9	518,7	690	630	2600
07180470	4 x 10,0	18,1	499,7	656	600	2900
07180570	5 x 10,0	20,3	609,5	808	750	3000
07180480	4 x 16,0	22,3	757,7	985	960	2800
07180580	5 x 16,0	24,9	926,6	1207	1200	3000
07180490	4 x 25,0	27,0	1131,6	1447	1500	3300
07180495	4 x 35,0	30,8	1542,9	1970	2100	3300
07180496	4 x 50,0	35,3	2147,7	2761	3000	3800

Other dimensions and colours are possible on request.
Please mention the required winding length when placing the order.

Reeling cables

DR 721 P



Marking for DR 721 P 07210425:
SAB BRÜCKSKES · D-VIERSEN · DR 721 P 4 G 2,5 mm² CE

Application: The DR 721 P is used for spring cable and motor cable reels, hoists, transport systems and farm vehicles with medium mechanical stress.

Construction:

Conductor:	bare copper strands acc. to IEC 60228, VDE 0295, class 5
Insulation:	special polymer
Colour code:	coloured acc. to HD 308 (VDE 0293-308), from 6 cores black cores with consecutive numbers acc. to EN 50334 + VDE 0293-334, from 3 cores a green-yellow earth wire
Stranding:	specially adjusted layering
Inner sheath:	PUR, TPU acc. to EN 50363-10-2 + VDE 0207-363-10-2
Supporting screen:	high-tech yarn
Sheath material:	PUR, TPU acc. to EN 50363-10-2 + VDE 0207-363-10-2
Sheath colour:	black (RAL 9005)

Technical data:

Nominal voltage:	U ₀ /U 0,6/1 kV
Testing voltage:	core/core 4000 V
Current-carrying capacity:	acc. to VDE 0298-4
Min. bending radius <i>for laying and installation</i> <i>(fixed laying):</i>	6 x d
<i>for repeated winding action</i> <i>(flexible):</i>	10 x d
<i>guided on pulleys</i> <i>(flexible):</i>	12 x d
Temperature range <i>fixed laying:</i>	-50/+90 °C
<i>flexible:</i>	-40/+90 °C
Fire performance:	flame retardant and self-extinguishing acc. to IEC 60332-1-2 und EN 60332-1-2
Oil resistance:	very good - TPU acc. to EN 50363-10-2 + VDE 0207-363-10-2
Chemical resistance:	very good against acids, alkaline solutions, solvents and hydraulic liquids, etc.
Weather resistance:	very good
Sunlight resistance:	very good - enhanced due to black sheath colour
Tensile strength:	acc. to VDE 0298-3 section 7.1
Mechanical characteristics:	the main mechanical characteristics accomplished by the PUR outer sheath are: - high tensile strength - high tear strength - high abrasion resistance - high notch resistance
Absence of harmful substances:	acc. to RoHS directive of the European Union

Outstanding features:



- high winding and unwinding strength
- corresponds to low voltage guideline 73/23/EWG CE
- small outer diameter
- small cable weight

item no.	no. of cores x cross section n x mm ²	outer-ø ± 5% mm	copper figure kg/km	cable weight ≈ kg/km
07210415	4 G 1,50	8,8	57,6	116
07210515	5 G 1,50	9,6	72,0	140
07210715	7 G 1,50	11,7	100,8	203
07211215	12 G 1,50	16,4	172,8	339
07211815	18 G 1,50	16,3	259,2	427
07212415	24 G 1,50	19,6	345,6	571
07213615	36 G 1,50	22,1	518,4	798
07210425	4 G 2,50	10,2	96,0	168
07210525	5 G 2,50	11,2	120,0	205
07210725	7 G 2,50	13,6	168,0	297
07211225	12 G 2,50	19,4	288,0	507
07211825	18 G 2,50	19,4	432,0	634
07212425	24 G 2,50	23,6	576,0	854

item no.	no. of cores x cross section n x mm ²	outer-ø ± 5% mm	copper figure kg/km	cable weight ≈ kg/km
07213625	36 G 2,50	26,4	864,0	1196
07210440	4 G 4,00	12,4	153,6	256
07210460	4 G 6,00	14,4	230,4	363
07210560	5 G 6,00	15,6	288,0	438
07210470	4 G 10,0	17,9	384,0	585
07210480	4 G 16,0	22,4	614,4	905
07210580	5 G 16,0	25,0	768,0	1131
07210390	3 x 25,0			
	+ 3 G 6,00	24,2	892,8	1178
07210395	3 x 35,0			
	+ 3 G 6,00	28,0	1180,8	1568
07210396	3 x 50,0			
	+ 3 G 10,0	31,8	1728,0	2249

Other dimensions and colours are possible on request.
Please mention the required winding length when placing the order.

Reeling cables

DR 720 P Highflex



Marking for DR 720 P Highflex 07200425:
SAB BRÖCKSKES · D-VIERSEN · DR 720 P Highflex 4 G 2,5 mm² CE

Application: The DR 720 P Highflex is used for heavy appliances as for example motor cable reels hoists, transport systems, movable motors and farm vehicles with high mechanical stress.

Construction:

Conductor:	bare copper strands acc. to IEC 60228, VDE 0295, class 5
Insulation:	special polymer
Colour code:	coloured acc. to HD 308 (VDE 0293-308), from 6 cores black cores with consecutive numbers acc. to EN 50334 + VDE 0293-334, from 3 cores a green-yellow earth wire
Stranding:	specially adjusted layering around central suspension unit
Inner sheath:	PUR, TPU acc. to EN 50363-10-2 + VDE 0207-363-10-2
Supporting screen:	high-tech yarn
Sheath material:	PUR, TPU acc. to EN 50363-10-2 + VDE 0207-363-10-2
Sheath colour:	black (RAL 9005)

Technical data:

Nominal voltage:	U ₀ /U 0,6/1 kV
Testing voltage:	core/core 4000 V
Current-carrying capacity:	acc. to VDE 0298-4
Min. bending radius <i>for laying and installation</i> <i>(fixed laying):</i>	≤ 12 mm 3 x d / >12 mm 4 x d
<i>for repeated winding action</i> <i>(flexible):</i>	6 x d
<i>guided on pulleys</i> <i>(flexible):</i>	7,5 x d
Temperature range <i>fixed laying:</i>	-50/+90 °C
<i>flexible application:</i>	-40/+90 °C
Halogen-free:	acc. to IEC 60754-1 + VDE 0482-754-1
Fire performance:	flame retardant and self-extinguishing acc. to IEC 60332-1-2 + VDE 0482-332-1-2
Oil resistance:	very good - TPU acc. to EN 50363-10-2 + VDE 0207-363-10-2
Chemical resistance:	good against acids, alkalines, solvents, hydraulic liquids, etc.
Weather resistance:	very good
Sunlight resistance:	very good - enhanced due to black sheath colour
Tensile strength:	acc. to VDE 0298-3 section 7.1
Mechanical characteristics:	the main mechanical characteristics accomplished by the PUR outer sheath are: - high tensile strength - high tear strength - high abrasion resistance - high notch resistance
Absence of harmful substances:	acc. to RoHS directive of the European Union

Outstanding features:



- path feed rate up to 120 m/min.
- extrem highly winding and unwinding strength
- corresponds to low voltage guideline 73/23/EWG CE
- small outer diameter
- small cable weight

item no.	no. of cores x cross section n x mm ²	outer-ø ± 5% mm	copper figure kg/km	cable weight ≈ kg/km	min breaking load of suspension unit N
07200415	4 G 1,50	9,0	57,6	119	1340
07200515	5 G 1,50	9,8	72,0	142	1690
07200715	7 G 1,50	11,8	100,8	204	2150
07201215	12 G 1,50	16,6	172,8	359	2600
07201815	18 G 1,50	16,4	259,2	430	2600
07200425	4 G 2,50	10,4	96,0	170	1345
07200525	5 G 2,50	11,6	120,0	213	2100
07200725	7 G 2,50	13,8	168,0	299	2500
07201225	12 G 2,50	19,6	288,0	531	2900
07201825	18 G 2,50	19,7	432,0	641	3450
07202425	24 G 2,50	23,8	576,0	879	2700
07203025	30 G 2,50	26,6	720,0	1099	4200
07205025	50 G 2,50	32,4	1200,0	1739	6750

item no.	no. of cores x cross section n x mm ²	outer-ø ± 5% mm	copper figure kg/km	cable weight ≈ kg/km	min breaking load of suspension unit N
07200440	4 G 4,00	12,4	153,6	255	1690
07201240	12 G 4,00	24,0	460,8	835	5000
07200460	4 G 6,00	14,8	230,4	369	1860
07200470	4 G 10,0	18,2	384,0	592	2300
07200480	4 G 16,0	22,7	614,4	915	2800
07200390	3 x 25,0				
	+ 3 G 6,00	24,3	892,8	1188	3300
07200490	4 G 25,0	26,9	960,0	1351	3300
07200395	3 x 35,0				
	+ 3 G 6,00	28,1	1180,8	1577	3300
07200495	4 G 35,0	31,5	1344,0	1893	3300
07200396	3 x 50,0				
	+ 3 G 10,0	31,9	1728,0	2264	3800

Other dimensions and colours are possible on request.
Please mention the required winding length when placing the order.

Reeling cables

DR 730 P Highflex



Marking for DR 730 P Highflex 07300425:

SAB BRÖCKSKES · D-VIERSEN · DR 730 P Highflex 4 G 2,5 mm² AWM Style 21897 80°C AWM I/II A/B 80°C 600V FT1 FT2 CE

Application: The DR 730 P Highflex is used for heavy appliances as for example motor cable reels hoists, transport systems, movable motors and farm vehicles with high mechanical stress.

Construction:

Conductor:	bare copper strands acc. to IEC 60228, VDE 0295, class 5
Insulation:	special polymer
Colour code:	coloured acc. to HD 308 (VDE 0293-308), from 6 cores black cores with consecutive numbers acc. to EN 50334 + VDE 0293-334, from 3 cores a green-yellow earth wire
Stranding:	specially adjusted layering around central suspension unit
Inner sheath:	PUR, TMPU acc. to EN 50363-10-2 + VDE 0207-363-10-2
Supporting screen:	high-tech yarn
Sheath material:	PUR, TMPU acc. to EN 50363-10-2 + VDE 0207-363-10-2
Sheath colour:	black (RAL 9005)

Technical data:

Nominal voltage DIN VDE:	U ₀ /U 0,6/1 kV	
Voltage UL:	1000 V	
Voltage cUL:	600 V	
Testing voltage:	core/core 4000 V	
Current-carrying capacity:	acc. to VDE 0298-4	
Min. bending radius for laying and installation (fixed laying):	≤ 12 mm 3 x d / > 12 mm 4 x d	
for repeated winding action (flexible):	6 x d	
guided on pulleys (flexible):	7,5 x d	
Temperature range	DIN VDE	UL/cUL: up to +80°C
fixed laying:	-50/+90 °C	
flexible application:	-40/+90 °C	
Halogen-free:	acc. to IEC 60754-1 + VDE 0482-754-1	
Fire performance:	flame retardant and self-extinguishing acc. to IEC 60332-1-2 + VDE 0482-332-1-2, cUL FT1 FT2	
Oil resistance:	very good - TMPU acc. to EN 50363-10-2 + VDE 0207-363-10-2	
Chemical resistance:	good against acids, alkalines, solvents, hydraulic liquids, etc.	
Weather resistance:	very good	
Sunlight resistance:	very good - enhanced due to black sheath colour	
Tensile strength:	acc. to VDE 0298-3 section 7.1	
Mechanical characteristics:	the main mechanical characteristics accomplished by the PUR outer sheath are: - high tensile strength - high tear strength - high abrasion resistance - high notch resistance	
Absence of harmful substances:	acc. to RoHS directive of the European Union	

Outstanding features:



- UL recognized - Style 21897
- cUL recognized
- path feed rate up to 120 m/min.
- extrem highly winding and unwinding strength
- corresponds to low voltage guideline 73/23/EWG CE
- small outer diameter
- small cable weight

item no.	no. of cores x cross section n x mm ²	outer-ø ± 5% mm	copper figure kg/km	cable weight ≈ kg/km	min breaking load of suspension unit N
07300415	4 G 1,50	10,2	57,6	146	1340
07300515	5 G 1,50	11,0	72,0	169	1690
07300715	7 G 1,50	12,5	100,8	224	2150
07301215	12 G 1,50	16,9	172,8	381	2600
07301815	18 G 1,50	17,1	259,2	455	2600
07300425	4 G 2,50	11,3	96,0	194	1345
07300525	5 G 2,50	12,3	120,0	229	2100
07300725	7 G 2,50	14,0	168,0	308	2500
07301225	12 G 2,50	19,6	288,0	547	2900
07301825	18 G 2,50	19,6	432,0	650	3450
07302425	24 G 2,50	23,9	576,0	892	2700
07303625	36 G 2,50	26,9	864,0	1224	4200

item no.	no. of cores x cross section n x mm ²	outer-ø ± 5% mm	copper figure kg/km	cable weight ≈ kg/km	min breaking load of suspension unit N
07300440	4 G 4,00	12,9	153,6	270	1690
07301240	12 G 4,00	24,0	460,8	835	5000
07300460	4 G 6,00	14,7	230,4	371	1860
07300470	4 G 10,0	18,0	384,0	608	2300
07300480	4 G 16,0	23,6	614,4	984	2800
07300390	3 x 25,0				
	+ 3 G 6,00	25,0	892,8	1244	3300
07300395	3 x 35,0				
	+ 3 G 6,00	28,3	1180,8	1620	3300
07300495	4 G 35,0	31,5	1344,0	1893	3300

Other dimensions and colours are possible on request.
Please mention the required winding length when placing the order.



**Hybrid cable
on request!**

Reeling cables

DR 750 P Offshore

PUR reeling cable for offshore applications



Marking for DR 750 P Offshore 07500425:
SAB BRÖCKSKES · D-VIERSEN · DR 750 P Offshore 4 G 2,5 mm² 0,6/1 kV CE

Application: The DR 750 P Offshore is used as reeling cable in offshore areas, for spring and motor cable reels in lifting and handling equipment on offshore platforms or ships.

Construction:

Conductor:	tinned copper strands acc. to IEC 60228, VDE 0295, class 5
Insulation:	special polymer
Colour code:	coloured acc. to HD 308 (VDE 0293-308), from 6 cores black cores with consecutive numbers acc. to EN 50334 + VDE 0293-334, from 3 cores a green-yellow earth wire
Stranding:	specially adjusted layering
Inner sheath:	PUR, TPU acc. to EN 50363-10-2 + VDE 0207-363-10-2
Supporting screen:	high-tech yarn
Sheath material:	PUR, TPU acc. to EN 50363-10-2 + VDE 0207-363-10-2
Sheath colour:	black (RAL 9005) mat

Technical data:

Nominal voltage:	U ₀ /U 0,6/1 kV
Testing voltage:	core/core 4000 V
Min. bending radius	
<i>fixed laying:</i>	5 x d
<i>flexible:</i>	10 x d
<i>for repeated winding action</i>	
<i>(flexible):</i>	10 x d
<i>guided on pulleys</i>	
<i>(flexible):</i>	15 x d
Temperature range	
<i>flexible:</i>	-40/+90 °C lower temperatures on request SAB
Halogen and fluorine content:	acc. to IEC 60754-1 + EN 60754-1
Fire performance:	flame retardant and self-extinguishing acc. to IEC 60332-1-2 + VDE 0482-332-1-2
Oil resistance:	very good - TPU acc. to EN 50363-10-2 + VDE 0207-363-10-2
MUD resistance:	very good - acc. to IEC 60092-350, IEC 61892-4, NEK TS 606
Chemical resistance:	very good against acids, alkaline solutions, solvents and hydraulic liquids, etc.
Weather resistance:	very good
Sunlight resistance:	very good - enhanced due to black sheath colour
Absence of harmful substances:	acc. to RoHS directive of the European Union

Outstanding features:



- suitable for offshore applications
- extrem highly winding and unwinding strength
- small outer diameter
- small cable weight
- flame retardant and self-extinguishing
- asbestos-free
- approval:
Russian Maritime Register of Shipping.
On request: DNV-GL

item no.	no. of cores x cross section n x mm ²	outer-ø ± 5% mm	copper figure kg/km	cable weight ≈ kg/km	min breaking load of suspension unit N
07500210	2 x 1,00	10,3	19,2	118	500
07500410	4 G 1,00	10,9	38,4	140	1100
07501210	12 G 1,00	18,6	115,2	410	2000
07500315	3 G 1,50	10,9	43,2	144	1000
07500415	4 G 1,50	11,6	57,6	167	1340
07500715	7 G 1,50	14,7	100,8	273	2150
07501215	12 G 1,50	20,0	172,8	510	2600
07501815	18 G 1,50	20,0	259,2	523	3375
07500325	3 G 2,50	11,7	72,0	181	1200
07500425	4 G 2,50	13,0	96,0	220	1345
07500440	4 G 4,00	14,4	153,6	296	2000
07500460	4 G 6,00	15,8	230,4	390	3000
07500461	4 G 10,0	19,0	384,0	611	5000
07500462	4 G 16,0	22,9	614,4	907	8000
07500463	4 G 25,0	27,0	960,0	1362	12500
07500464	4 G 35,0	30,8	1344,0	1804	17500
07500465	4 G 50,0	34,6	1920,0	2548	25000
07500466	4 G 70,0	41,2	2688,0	3449	35000

Other dimensions and colours are possible on request.
Please mention the required winding length when placing the order.

DR 724 P Spreader

PUR Reeling cable for spreader application



BKES · D-VIERSEN · DR 724 P Spreader 46 G 1,0 mm² CE



Marking for DR 724 P Spreader 07244610:

SAB BRÜCKSKES · D-VIERSEN · DR 724 P Spreader 46 G 1,0 mm² CE

Application: The DR 724 P Spreader is for use in reeling applications with heavy duty mechanical stress e.g. in motor driven drums in container cranes.

Construction:

Conductor:	bare copper strands acc. to IEC 60228, VDE 0295, class 5
Insulation:	special polymer
Colour code:	coloured acc. to HD 308 (VDE 0293-308), from 6 cores black cores with consecutive numbers acc. to EN 50334 + VDE 0293-334, from 3 cores a green-yellow earth wire
Stranding:	specially adjusted layering around central Aramid suspension unit
Inner sheath:	PUR, TPU acc. to EN 50363-10-2 + VDE 0207-363-10-2
Torsion protecting net:	Aramid
Sheath material:	PUR, TPU acc. to EN 50363-10-2 + VDE 0207-363-10-2
Sheath colour:	black (RAL 9005)

Outstanding features:



- path feed rate up to 240 m/min.
- extrem highly winding and unwinding strength
- for high mechanical stress in reeling processes
- small outer diameter
- small cable weight
- flame retardant and self-extinguishing

Technical data:

Nominal voltage:	Uo/U 0.6/1 kV
Testing voltage:	core/core 4000 V
Min. bending radius <i>for laying and installation (fixed laying):</i>	5 x d
<i>for repeated winding action (flexible):</i> <i>guided on pulleys (flexible):</i>	7,5 x d 10 x d
Temperature range <i>fixed laying:</i> <i>flexible application:</i>	-50/+90 °C -40/+90 °C
Halogen-free:	acc. to IEC 60754-1 + VDE 0482-754-1
Fire performance:	flame retardant and self-extinguishing acc. to IEC 60332-1-2 + VDE 0482-332-1-2
Oil resistance:	very good - TPU acc. to EN 50363-10-2 + VDE 0207-363-10-2
Chemical resistance:	good against acids, alkalines, solvents, hydraulic liquids, etc.
Weather resistance:	very good
Sunlight resistance:	very good - enhanced due to black sheath colour
Tensile strength:	acc. to VDE 0298-3 section 7.1
Mechanical characteristics:	the main mechanical characteristics accomplished by the PUR outer sheath are: - high tensile strength - high tear strength - high abrasion resistance - high notch resistance
Absence of harmful substances:	acc. to RoHS directive of the European Union

item no.	no. of cores x cross section n x mm ²	outer-ø ± 5% mm	copper figure kg/km	cable weight ≈ kg/km	tensile strength central suspension unit max. kN
07244610	46 G 1,00	28,2	441,6	992	25
07244910	49 G 1,00	30,7	470,4	1130	25
07242425	24 G 2,50	24,3	576,0	908	25
07243025	30 G 2,50	28,1	720,0	1199	25
07243625	36 G 2,50	32,5	864,0	1473	25
07244225	42 G 2,50	35,8	1008,0	1770	25
07244425	44 G 2,50	37,0	1056,0	1877	25
07245625	56 G 2,50	45,7	1344,0	2665	25

Other dimensions and colours are possible on request.

Please mention the required winding length when placing the order.

Cables for lifting and crane systems

Spreader 722

Control cable hoisting cages in crane systems



ERC

Marking for Spreader 722 07224225:

SAB BRÜCKSKES · D-VIERSEN · Spreader 722 42 G 2,5 mm²

Application: Cable for carriers for example spreaders with high mechanical stress and vertical cage operation.

Construction:

Conductor:	bare copper strands
Insulation:	PVC
Colour code:	black cores with consecutive numbers acc. to EN 50334 + VDE 0293-334 and a green-yellow earth wire
Suspension unit:	Armid braided with lead, 50 m of the suspended cable are supported by a 5 times safety calculation
Stranding:	cores are twisted to bundles with lead cord in the centre
Wrapping:	overlapping non-woven tape
Stranding:	bundle and lead cords twisted, suspension unit in the centre
Wrapping:	overlapping non-woven tape
Sheath material:	PUR, TPU acc. to EN 50363-10-2 + VDE 0207-363-10-2
Sheath colour:	black (RAL 9005)

Technical data:

Nominal voltage:	U ₀ /U 300/500 V
Testing voltage:	core/core 2000 V
Temperature range	
<i>fixed laying:</i>	-20/+60 °C
<i>flexible application:</i>	-20/+60 °C
<i>max. allowed operating temperature at conductor:</i>	+70 °C
<i>short circuit temperature at conductor:</i>	+150 °C
Tensile strength:	max. 15 N/mm ² x sum of all cable sections
Recommended cage dimensions:	cage diameter min. 30 x d, cage height approx. 45 x d
Travel speed hoisting gear:	max. 160 m/min.
Oil resistance:	very good - TPU acc. to EN 50363-10-2 + VDE 0207-363-10-2
Weather resistance:	appropriate for applications in dry, damp and wet rooms as well as in the open-air with a very good resistance against ozone, UV radiation and humidity

Due to the lead cord this cable isn't free of harmful substances acc. to RoHS directive of the European Union

Outstanding features:



- for hoisting cage applications
- high breaking load of supporting unit
- oil resistant
- weather resistant

item no.	no. of cores x cross section n x mm ²	outer-ø ± 10% mm	copper figure kg/km	cable weight ≈ kg/km
07224810	48 G 1,00	32,1	460,8	1951
07222425	24 G 2,50	29,7	576,0	1660
07223025	30 G 2,50	32,9	720,0	2016
07223625	36 G 2,50	36,2	864,0	2567
07224225	42 G 2,50	39,2	1008,0	3177
07224825	48 G 2,50	41,9	1152,0	3556
07222035	20 G 3,50	30,9	633,6	1722
07222435	24 G 3,50	33,2	760,3	2073
07223035	30 G 3,50	37,0	950,4	2565
07223635	36 G 3,50	40,2	1140,5	3218

Other dimensions and colours are possible on request.

Cables for lifting and crane systems

Festoon 715 P

PUR cable for flexible application in festoon systems



Marking for Festoon 715 P 07150162:
SAB BRÖCKSKES · D-VIERSEN · Festoon 715 P 1x16.0 mm² CE and current meter marking



Marking for Festoon 715 P 07151825:
SAB BRÖCKSKES · D-VIERSEN · Festoon 715 P 18 G 2,5 mm² CE and current meter marking

Application: The Festoon 715 P cable is applied for high mechanical stress. It is particularly suitable for use in cable roller assemblies.

Construction:

Conductor:	bare copper strands acc. to IEC 60228, VDE 0295, class 5
Insulation:	TPE
Colour code:	single core black, from 2 conductors coloured acc. to HD 308 (VDE 0293-308), from 6 cores black cores with consecutive numbers acc. to EN 50334 + VDE 0293-334, from 3 cores a green-yellow earth wire
Stranding:	specially adjusted layering with a suspension unit (single core cables without a suspension unit)
Wrapping:	non-woven tape
Sheath material:	PUR, TPU acc. to EN 50363-10-2 + VDE 0207-363-10-2
Sheath colour:	black (RAL 9005)

Technical data:

Nominal voltage:	U ₀ /U 0,6/1 kV
Testing voltage:	core/core 4000 V
Min. bending radius:	6 x d
Continuous tensile strength:	max. 15 N/mm ² acc. to DIN VDE 0298 part 3 section 7.1
Temperature range	
<i>fixed laying:</i>	-50/+90 °C
<i>flexible application:</i>	-40/+90 °C
Halogen-free:	acc. to IEC 60754-1 + VDE 0482-754-1
Oil resistance:	very good - TPU acc. to EN 50363-10-2 + VDE 0207-363-10-2
Chem. resistance:	good against acids, alkalines, solvents, hydraulic liquids etc.
Continuous flexibility:	very good
Weather resistance:	very good
Absence of harmful substances:	acc. to RoHS directive of the European Union

Outstanding features:



- path feed rate in cable roller assemblies up to 240 m/min.
- very abrasion resistant
- halogen-free
- small outer diameter
- simple reeling operation permitted

item no.	no. of cores x cross section n x mm ²	largest single wire ø mm	outer-ø ± 5% mm	copper figure kg/km	cable weight ≈ kg/km
07150315	3 G 1,50	0,26	7,3	43,2	76
07150415	4 G 1,50	0,26	7,9	57,6	94
07150515	5 G 1,50	0,26	8,8	72,0	117
07150715	7 G 1,50	0,26	10,4	100,8	167
07151215	12 G 1,50	0,26	12,5	172,8	245
07151815	18 G 1,50	0,26	15,1	259,2	367
07152415	24 G 1,50	0,26	17,5	345,6	510
07153015	30 G 1,50	0,26	18,7	432,0	593
07150325	3 G 2,50	0,26	8,1	72,0	106
07150425	4 G 2,50	0,26	8,8	96,0	134
07150525	5 G 2,50	0,26	10,1	120,0	170
07150725	7 G 2,50	0,26	12,0	168,0	243
07151225	12 G 2,50	0,26	14,5	288,0	368
07151825	18 G 2,50	0,26	17,3	432,0	543
07152425	24 G 2,50	0,26	20,2	576,0	798
07153025	30 G 2,50	0,26	21,4	720,0	862
07150440	4 G 4,00	0,31	10,7	153,6	206
07150460	4 G 6,00	0,31	12,1	230,4	287
07150361	3 G 10,00	0,41	14,3	288,0	381
07150461	4 G 10,00	0,41	15,8	384,0	492

item no.	no. of cores x cross section n x mm ²	largest single wire ø mm	outer-ø ± 5% mm	copper figure kg/km	cable weight ≈ kg/km
07150561	5 G 10,00	0,41	17,3	480,0	604
07150162	1 x 16,00	0,41	8,7	153,6	179
07150362	3 G 16,00	0,41	17,5	460,8	564
07150462	4 G 16,00	0,41	19,1	614,4	754
07150562	5 G 16,00	0,41	21,8	768,0	942
07150163	1 x 25,00	0,41	10,1	240,0	264
07150463	4 G 25,00	0,41	23,7	960,0	1136
07150563	5 G 25,00	0,41	26,3	1200,0	1418
07150164	1 x 35,00	0,41	12,1	226,0	377
07150464	4 G 35,00	0,41	27,7	1344,0	1591
07150165	1 x 50,00	0,41	13,5	480,0	533
07150465	4 G 50,00	0,41	31,5	1920,0	2262
07150166	1 x 70,00	0,41	16,0	672,0	717
07150167	1 x 95,00	0,51	18,9	912,0	990
07150168	1 x 120,00	0,51	20,8	1152,0	1203
07150169	1 x 150,00	0,51	22,7	1440,0	1500
07150170	1 x 185,00	0,51	24,8	1776,0	1819
07150171	1 x 240,00	0,51	28,5	2304,0	2433
0715	3 x 50,00 + 3 G 10,00	0,41	28,0	1728,0	1971

Other dimensions and colours are possible on request.

Cables for lifting and crane systems

Festoon 716 CP

PUR cable with overall copper screen for flexible application in festoon systems



Marking for Festoon 716 CP 07160162:

SAB BRÖCKSKES · D-VIERSEN · Festoon 716 CP 1x25.0 mm² CE and current meter marking



Marking for Festoon 716 CP 07161825:

SAB BRÖCKSKES · D-VIERSEN · Festoon 716 CP 18 G 2,5 mm² CE and current meter marking

Application: The Festoon 716 CP cable is applied for high mechanical stress. It is particularly suitable for use in cable roller assemblies.

Construction:

Conductor:	bare copper strands acc. to IEC 60228, VDE 0295, class 5
Insulation:	TPE
Colour code:	single core black, from 2 conductors coloured acc. to HD 308 (VDE 0293-308), from 6 cores black cores with consecutive numbers acc. to EN 50334 + VDE 0293-334, from 3 cores a green-yellow earth wire
Stranding:	specially adjusted layering with a suspension unit (single core cables without a suspension unit)
Wrapping:	non-woven tape
Screen:	tinned copper braiding
Wrapping:	non-woven tape
Sheath material:	PUR, TPU acc. to EN 50363-10-2 + VDE 0207-363-10-2
Sheath colour:	black (RAL 9005)

Technical data:

Nominal voltage:	U ₀ /U 0,6/1 kV
Testing voltage:	core/core 4000 V core/screen 4000 V
Min. bending radius:	7,5 x d
Continuous tensile strength:	max. 15 N/mm ² acc. to DIN VDE 0298 part 3 section 7.1
Temperature range	
fixed laying:	-50/+90 °C
flexible application:	-40/+90 °C
Halogen-free:	acc. to IEC 60754-1 + VDE 0482-754-1
Oil resistance:	very good - TPU acc. to EN 50363-10-2 + VDE 0207-363-10-2
Chem. resistance:	good against acids, alkalines, solvents, hydraulic liquids etc.
Continuous flexibility:	very good
Weather resistance:	very good
Absence of harmful substances:	acc. to RoHS directive of the European Union

Outstanding features:



- path feed rate in cable roller assemblies up to 240 m/min.
- very good EMC characteristics
- very abrasion resistant
- halogen-free
- small outer diameter
- simple reeling operation permitted

item no.	no. of cores x cross section n x mm ²	largest single wire ø mm	outer-ø ± 5% mm	copper figure kg/km	cable weight ≈ kg/km
07160215	2 x 1,50	0,26	7,5	49,1	81
07160715	7 G 1,50	0,26	11,2	152,5	202
07161215	12 G 1,50	0,26	13,3	234,0	286
07161815	18 G 1,50	0,26	16,3	358,2	443
07160425	4 G 2,50	0,26	10,2	141,8	177
07160525	5 G 2,50	0,26	11,1	167,1	206
07161225	12 G 2,50	0,26	15,7	356,9	424
07161825	18 G 2,50	0,26	19,0	546,4	643
07160440	4 G 4,00	0,31	12,1	206,2	259
07160460	4 G 6,00	0,31	14,2	292,5	366
07160461	4 G 10,00	0,41	17,7	494,9	600
07160462	4 G 16,00	0,41	22,0	749,7	903
07160163	1 x 25,00	0,41	11,0	294,0	306
07160463	4 G 25,00	0,41	25,8	1121,8	1302
07160464	4 G 35,00	0,41	29,8	1537,5	1790
07160165	1 x 50,00	0,41	14,6	577,2	607
07160465	4 G 50,00	0,41	33,4	2129,6	2460
07160166	1 x 70,00	0,41	17,1	783,1	802
07160167	1 x 95,00	0,51	20,0	1049,9	1095
07160168	1 x 120,00	0,51	21,9	1293,1	1311

Other dimensions and colours are possible on request.

Lift Control Cables

SABIX® Lift

Lift control cable with sisal cord as suspension unit

SABIX® Lift ST

Lift control cable with steel center as suspension unit

with improved fire performance

highest hanging lengths



Marking for SABIX® Lift 53902410:

SAB BRÜCKSKES · D-VIERSEN · SABIX® Lift 24 x 1,0 mm² CE



Marking for SABIX® Lift ST 53912410:

SAB BRÜCKSKES · D-VIERSEN · SABIX® Lift ST 24 x 1,0 mm² CE

Application: Our halogen-free lift cables are used whenever there are highest safety requirements, especially in public buildings and institutions as for example department stores, hospitals, railway and airport institutions, etc.

Construction:

Conductor:	bare copper strands acc. to IEC 60228, VDE 0295, class 6	
Insulation:	special SABIX®	
Colour code:	black cores with consecutive numbers acc. to EN 50334 + VDE 0293-334 and a green-yellow earth wire	
Strain relief:	SABIX® Lift sisal cord	SABIX® Lift ST steel rope
Stranding:	SABIX® Lift sisal cord as core, optimized twisting of the conductors in layers	SABIX® Lift ST steel rope as core,
Wrapping:	non-woven tape on each layer with overlap wrapping	
Torsion protecting:	special braid	
Sheath material:	thermoplastic special elastomer	
Sheath colour:	black (RAL 9005)	

Technical data:

Nominal voltage:	U ₀ /U 300/500 V	
Testing voltage:	core/core 2000 V	
Min. bending radius:	15 x d	
Temperature range		
<i>fixed laying:</i>	-40/+90 °C	
<i>flexible application:</i>	-30/+90 °C	
Halogen-free:	acc. to IEC 60754-1 + VDE 0482-754-1	
Fire performance:	no flame propagation acc. to IEC 60332-3-24 + VDE 0482-332-3-24 resp. IEC 60332-3-25 + VDE 0482-332-3-25 cat. C resp. D	
Suspended height:	SABIX® Lift up to 60 m	SABIX® Lift ST up to 200 m
Absence of harmful substances:	acc. to RoHS directive of the European Union	

Outstanding features:



- halogen-free
- long service life
- flame retardant and self-extinguishing
- SABIX® Lift elevated economic efficiency
- SABIX® Lift ST highest hanging lengths



Possible on request:

- with total copper braiding
- with different conductor and sheath colours

SABIX® Lift

item no.	no. of cores x cross section	medium outer-ø	copper figure	cable weight	ohmic resistance at 20 °C max. Ω/km
	n x mm ²	ø mm	kg/km	≈ kg/km	
53900710	5 x 1,00	10,7	48,0	132	19,5
53900710	7 x 1,00	11,2	67,2	160	19,5
53900910	9 x 1,00	12,4	86,4	199	19,5
53901210	12 x 1,00	14,4	115,2	261	19,5
53901810	18 x 1,00	19,9	172,8	421	19,5
53902410	24 x 1,00	19,9	230,4	491	19,5
53903010	30 x 1,00	20,9	288,0	581	19,5

Other dimensions and colours are possible on request.

SABIX® Lift ST

item no.	no. of cores x cross section	medium outer-ø	copper figure	cable weight	ohmic resistance at 20 °C max. Ω/km
	n x mm ²	ø mm	kg/km	≈ kg/km	
53912410	5 x 1,00	8,7	48,0	115	19,5
53910710	7 x 1,00	9,8	67,2	153	19,5
53910910	9 x 1,00	11,5	86,4	246	19,5
53911210	12 x 1,00	14,0	115,2	338	19,5
53911810	18 x 1,00	16,6	172,8	415	19,5
53912410	24 x 1,00	16,8	230,4	494	19,5
53913010	30 x 1,00	19,8	288,0	673	19,5


Other dimensions and colours are possible on request.

Lift Control Cables

H05VVH6-F H07VVH6-F



Marking for PVC Flat cable 02142407:
SAB BRÖCKSKES · D-VIERSEN · <VDE><HAR> H05VVH6-F 24G0,75 mm² CE



Marking for PVC Flat cable 02491215:
SAB BRÖCKSKES · D-VIERSEN · <VDE><HAR> H07VVH6-F 12G1,5 mm² CE

Application: for example in elevators up to 35 m freely suspended or in fitted vehicles for cranes and hoisting systems with one level bending.

Construction:

Conductor:	bare copper strands acc. to IEC 60228, VDE 0295, class 5
Insulation:	PVC
Colour code:	H05VVH6-F black with white numbers and green-yellow earth wire H07VVH6-F coloured acc. to HD 308 (VDE 0293-308), from 6 cores black cores with consecutive numbers acc. to EN 50334 + VDE 0293-334, from 3 cores a green-yellow earth wire
Stranding:	cores parallel side by side in groups
Sheath material:	PVC
Sheath colour:	black (RAL 9005)

Technical data:

Nominal voltage:	U ₀ /U 300/500 V
Min. bending radius:	10 x high
Temperature range	
fixed laying:	-40/+70 °C
flexible application:	0/+70 °C
Fire performance:	flame retardant and self-extinguishing acc. to IEC 60332-1-2 + VDE 0482-332-1-2
Oil resistance:	acc. to our internal standard
Absence of harmful substances:	acc. to RoHS directive of the European Union

Outstanding features:



smaller bending radius
in contrast to round cables

H05VVH6-F


item no.	no. of cores x cross section n x mm ²	largest single wire ø mm	dimension width x height approx. mm	copper figure kg/km	cable weight ≈ kg/km
02140607	6 x 0,75	0,21	17,8 x 4,2	43,2	137
02140907	9 x 0,75	0,21	25,8 x 4,2	64,8	200
02141207	12 x 0,75	0,21	39,1 x 4,2	86,4	260
02141607	16 x 0,75	0,21	43,5 x 4,2	115,2	342
02141807	18 x 0,75	0,21	48,4 x 4,2	129,6	382
02142007	20 x 0,75	0,21	53,9 x 4,2	144,0	425
02142407	24 x 0,75	0,21	64,3 x 4,2	172,8	509
02140410	4 x 1,00	0,21	12,7 x 4,3	38,4	105
02140510	5 x 1,00	0,21	15,3 x 4,3	48,0	129
02140610	6 x 1,00	0,21	18,4 x 4,3	57,6	154
02140910	9 x 1,00	0,21	26,7 x 4,3	86,4	225
02141210	12 x 1,00	0,21	34,3 x 4,3	115,2	292
02141610	16 x 1,00	0,21	45,1 x 4,3	153,6	386
02141810	18 x 1,00	0,21	50,2 x 4,3	172,8	430
02142010	20 x 1,00	0,21	55,9 x 4,3	192,0	479
02142410	24 x 1,00	0,21	66,7 x 4,3	230,4	572

Other dimensions and colours are possible on request.

H07VVH6-F

item no.	no. of cores x cross section n x mm ²	largest single wire ø mm	dimension width x height approx. mm	copper figure kg/km	cable weight ≈ kg/km
02490415	4 x 1,50	0,26	15,3 x 5,2	57,6	145
02490715	7 x 1,50	0,26	25,6 x 5,2	100,8	250
02490815	8 x 1,50	0,26	28,6 x 5,2	115,2	283
02491215	12 x 1,50	0,26	41,9 x 5,2	172,8	421
02490425	4 x 2,50	0,26	18,3 x 5,8	96,0	206
02491225	12 x 2,50	0,26	50,7 x 5,8	288,0	604
02491240	12 x 4,00	0,31	57,4 x 6,8	460,8	858
02490460	4 x 6,00	0,31	22,7 x 7,3	230,4	377
02490560	5 x 6,00	0,31	27,5 x 7,3	288,0	439
02490570	5 x 10,0	0,41	35,7 x 9,3	480,0	807
02490490	4 x 25,0	0,41	42,5 x 12,9	960,0	1407

Other dimensions and colours are possible on request.



SAB BRÖCKSKES GMBH & CO. KG
GREFRATHER STR. 204 - 212 B
41749 VIERSEN · GERMANY
TEL.: +49/2162/898-0
FAX: +49/2162/898-101
WWW.SAB-WORLDWIDE.COM
INFO@SAB-BROECKSKES.DE